

# DATA CENTER SOLUTIONS

RELIABLE, EFFICIENT AND SCALABLE

CATALOGUE  
PAGES  
→ INSIDE

# A GLOBAL PLAYER

The Legrand Group is a global specialist in electrical and digital building infrastructure. Having a business presence in 90 countries globally and a staff strength of more than 36 000 employees. Legrand is ready to respond to major market developments, as the Group continues to strengthen its position in the global markets.

## THE LEGRAND DATA CENTER OFFER

Our Data Center solutions offer has been structured around four major objectives:

**Efficiency**

**Availability**

**Scalability**

**Security**

## ENVIRONMENTAL FRIENDLY SOLUTIONS

The Legrand Group strives to operate in an ethical, innovative, customer-oriented and sustainable manner in its day-to-day activities. Thus, Legrand attaches great importance to **Corporate Social Responsibility (CSR)**.



### OUR 10 PRIORITY OBJECTIVES

- 1 Provide sustainable solutions
- 2 Play a driving role in the electrical sector
- 3 Act ethically
- 4 Ensure responsible purchasing
- 5 Enable access to electricity for all
- 6 Respect human rights
- 7 Guarantee health and safety at work
- 8 Develop skills and promote diversity
- 9 Reduce the Group's environmental footprint
- 10 Innovate for a more circular economy



# Our offer for **YOUR KEY CHALLENGES**

Combining relevance and reliability, our dedicated data center solutions allow you to satisfy the most demanding requirements, particularly in the area of cooling, power, availability and security.



## **EFFICIENCY**

- Reduce the carbon footprint of a Data Center
- Improve Power Usage Effectiveness
- Reduce Power losses



## **AVAILABILITY**

- 100% Business Continuity
- System Redundancy
- Guaranteed continuity of service




## **SCALABILITY**

- Optimization based on current and future needs
- Future proof your installations
- Modularity for quick adaptation to changes



## **SECURITY**


- Protect your equipment (including the data in it) against intrusion
  - Safe operation and detection of internal/external environmental events (fire system --> e.g. GEM2, environmental sensors --> water leakage, flooding, overheating, vibrations, lighting, ...)
  - Ensure the safety of people working in the DC
- 

# The LEGRAND GROUP

AN ACTIVE INTERNATIONAL  
PRESENCE

OVER **€6.6** BILLION IN  
TOTAL SALES IN **2019**

SALE IN  
CLOSE TO  
**180**  
COUNTRIES



**36,000** STAFF  
MEMBERS THROUGHOUT  
THE WORLD

ESTABLISHED IN OVER  
**90** COUNTRIES

## LEGRAND DATA CENTER SOLUTIONS

The role of data centers is rapidly changing, in part driven by the cloud, data growth and IT cost reduction. Significantly more dynamic activities are taking place in the data center environment. This presents new challenges when it comes to designing and future-proofing data center infrastructure.

Building a data center demands a high degree of flexibility and a modular approach in order to be able to adapt to the ever-changing needs of the market. Projects are also becoming more and more complex due to increasing globalisation. Support and assistance from a well-informed, trustworthy partner is essential.

### RELIABLE, EFFICIENT AND SCALABLE DATA CENTER INFRASTRUCTURES IS WHAT WE CREATE

With award-winning solutions from Legrand, Cablofil, Raritan and Starline you benefit from optimal uptime of mission-critical operations. Our team of local specialists design and build innovative solutions including enclosures, cooling, power, structured cabling and access management to meet your unique requirements. Relied upon by thousands of organisations for over 30 years, Legrand Data Center Solutions is your global partner to count on. For more information visit:

[datacenter.legrand.com](https://datacenter.legrand.com)



# Digital INFRASTRUCTURE

## POWERED BY SPECIALISTS



Legrand cabling systems for the white space currently provide high-quality connectivity to more than 200 million devices. The Legrand Group is a world leader in communication networks for data transmission. Its investment in the development and design of structured cabling systems and solutions has enabled it to expand its offer and achieve the highest level of performance.



Cablofil is the global benchmark for cable management systems, with cable tray systems that are not only packed with technical features but are also cost-effective. Cablofil is continuously inventing new solutions for electrical installations, to ensure optimum ventilation for power cables. Combining robustness and durability, Cablofil cable tray and P31 OFT systems provide optimum protection for cables whilst ensuring installations remain flexible and scalable in the Data Centers.



Raritan offers data center power management solutions that include intelligent PDUs, transfer switches, environmental rack controllers and sensors as well as serial console servers and KVM-over-IP switches. In over 76 countries and 60,000 locations worldwide, Raritan's award-winning hardware solutions increase energy efficiency, improve reliability, and raise productivity.



Universal Electric Corporation (UEC), the manufacturer of StarLine, is built on over 90 years of innovation in delivering safe and flexible power to a variety of industries, businesses and institutions. Starline is the perfect solution for power supply in Data Center with unique products that can be tapped instantly at any location. They can reduce downtime, as well as costs for expansion and new location, while providing ongoing customization and flexibility in power distribution.

## YOUR BENEFITS

**INCREASE YOUR ABILITY** to scale according to your business requirements.

**GET THE MAXIMUM** from your existing & future IT equipment.

**ADAPTED** to all data center use.

**ENHANCE** your data center reliability.

# LEGRAND DATA CENTER

## Solutions in the White Space

**P82** Cablofil  
**P86** Fibre Raceway

### CABLE MANAGEMENT



**P16** Cold Aisle: GeM 2  
**P16** Hot Aisle

### AISLE CONTAINMENT



**P50** EzRak 2.0  
**P73** EzNet II

### RACKS & OPEN FRAME




**P44** Keor Mod

### UPS



**P20** Power Meter

### POWER METER



**P26** P17 Tempra Pro

### INDUSTRIAL PLUGS AND SOCKETS



## RELIABLE, EFFICIENT AND SCALABLE DATA CENTER INFRASTRUCTURES IS WHAT WE CREATE

Legrand Data Center Solutions offers sustainable data center solutions. The key concepts of **modularity, flexibility and energy-efficiency** have been implemented throughout the extensive product portfolio. This ensures that customers always benefit from the latest data center technologies with modular solutions that are flexible and fully adapted to the ever-changing needs of the data center infrastructure.



### BUSWAY

Legrand **P22**  
Starline **P24**



### STRUCTURED CABLING SYSTEMS

Copper and Fibre **P28**



### POWER DISTRIBUTION UNITS AND SERVER ACCESS

Intelligent PDU **P97**  
Standalone PDU **P76**  
KVM – Over IP Switches **P104**  
Serial Consoles Servers **P108**  
Centralized Server Management **P106**  
Server Access and Control **P100**



### ACCESS AND CONTROL

Smartlock door access control **P102**



### ENVIRONMENTAL SENSORS

Plug and play sensors **P39**



### HALLWAY SENSORS

Hallway sensors **P40**

# our offer



# LEGRAND DATA CENTER

## Solutions in the LAN environment

P70 Smartrak 2.0

SERVER  
RACKS



P74 Standalone PDU

POWER  
DISTRIBUTION  
UNITS




P102 Smart Lock Door  
Access Control

ACCESS  
CONTROL



P20 Power Meter

METERING



P40 Sensors

HALL WAY  
DETECTION




## OPTIMISATION OF SPACES, EASY INSTALLATION AND FLEXIBILITY

The Legrand Lan solution is built to equip the modern LAN room with greater efficiency. With the intelligent use of space, UPS(rackable, compact or modular), fast installation with LCS3 cabling solutions (24 or 48 high-density copper patch panels), flexible cable management system with Cablofil, and more, building the ideal LAN for your company can be really easy. Further cost savings are achieved when you use the right energy efficient solutions which are predictive and facilitate lower maintenance and reduce downtime.



### UPS

Daker DK Plus **P44**  
Keor T Evo **P44**  
Keor mod/ Trimod **P44**



### STRUCTURED CABLING SYSTEMS

Copper solutions **P28**



### MONITORING

Branch  
Circuit  
Monitoring **P46**



### INDUSTRIAL PLUGS AND SOCKETS

P17 Tempra Pro **P26**



### CABLE MANAGEMENT

Cablofil **P82**

# our offer




# LEGRAND DATA CENTER

## Solutions in the Technical Room


P82 Cablofil

**CABLE  
MANAGEMENT**



P20 Power Meter

**METERING**



P26 P17 Tempra Pro

**INDUSTRIAL PLUGS  
AND SOCKETS**



## SAFEGUARDING POWER QUALITY, MONITORING AND ENHANCING EFFICIENCY

The technical room, an essential part of the data center, must be dimensioned to distribute and protect a building's entire electrical infrastructure, right up to the servers, yet still take account of energy quality and lower energy consumption considerations.



### UPS

Keor HPE (Medium and Large DC) **P44**  
Keor MOD (Medium and Large Critical) **P44**  
Upsaver (Extremely Large and Critical) **P44**



### TRANSFORMER

Green T.HE Transformer **P18**



### BUSWAY

BusBar **P22**

# our offer



# Table of CONTENTS

## EFFICIENCY

Introduction - Efficiency	14
Cold & Hot Aisle Containment Solution	16
Transformers	18
Power Meters	20
BusBar	22
Industrial Plugs and Sockets	26
LCS3	28
Data Center Monitoring Solutions	38
Motion & Lighting Management Solutions	40

## AVAILABILITY

Introduction - Availability	42
UPS	44
Branch Circuits Monitors	46

## SCALABILITY

Introduction - Scalability	48
Racks	50
Standalone PDUs	74
Cable Management	82
Fiber Raceway Cable Tray	86

## SECURITY

Introduction - Security	92
Data Center Security at Rack Level	94
Intelligent PDUs	95
Caging	98
Access Control	100
Future Ready Rack	102
Servers Remote Management	104
Centralized Management	106
Serial Console (SX II)	108



Reduce  
the carbon footprint  
of a Data Center

Improve  
Power Usage  
Effectiveness

Minimize  
power losses



# EFFICIENCY



# EFFICIENCY

## Cold & Hot Aisle

### Small footprint, Efficient and Safe

#### GeM2

A series of Generation Modular Solutions carefully created to future-proof the line of Containment and Data Center Solutions products. Represented by its outstanding features and pristine finishes, GeM2 is a gem that catch the attention of many Data Centers owners.



### New generation of modular solutions

#### SPACE

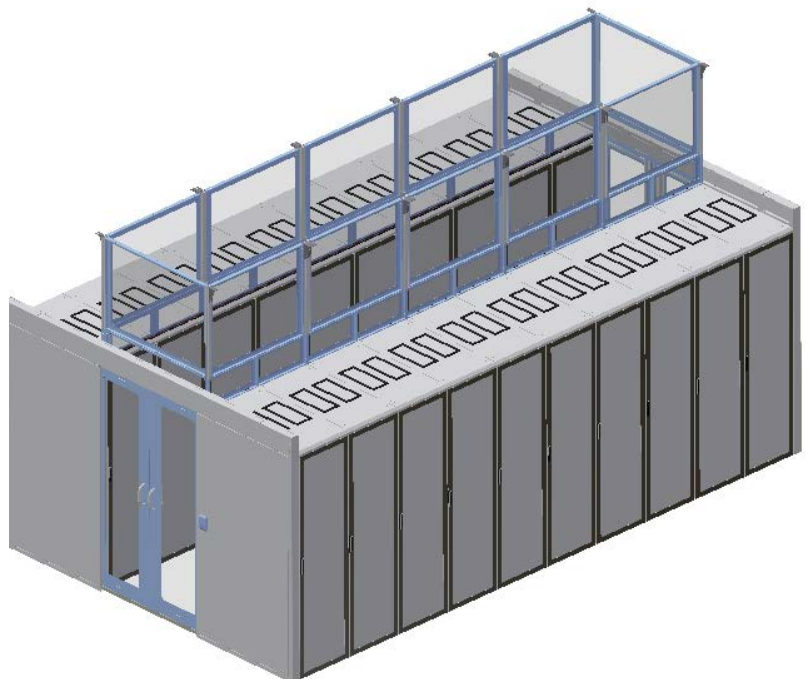
- Free Standing
- Unlimited Racks
- Retro-fitting
- Flexible
- 1mm Gap between top panel and rack

#### EFFICIENT

- Short Deployment time
- Minimum wastage of cold air
- Minimum Mixing of hot and cold air
- Lighting Management

#### SAFE

- Fire rated UL94 polycarbonate panel
- Electronic roof release panel
- High security
- Compliant with Singapore fire regulation



MADE IN SINGAPORE



For further information

Please refer to:

<https://www.legrand.com.sg/product/racks-and-containments>



## Clean and easy installation

- Pay as you grow options
- Retrofit all sizes and types of racks
- Eco-friendly – Better control of air flow and efficiency
- Modular design
- Future proof

## Electronic Roof Release System

- For Cold aisle containment only
- Supports existing fire suppression system
- Maximum versatility



## Optional Automated Door Entry System

- Provides additional layer of security authentication
- Biometric readers can be used in stand-alone or centralised mode, include logins and event tracking system.
- Fuss-free account management maintenance (addition/removal of staff username)

## Lighting management system via sensor

- Automated control using lighting sensor to maximise energy savings within containment
- Green mark certified sensors by BCA
- Occupancy sensors eliminate hot spots within containment



# Thermal Management Solutions for Data Center



# EFFICIENCY

## Cast Resin Transformers

### The reliable answer for distribution, rectification and special solutions

Thanks to long experience in the production of cast resin transformers up to 36kV and constant investment in R&D, Legrand provides especially high quality products.

### Green T.HE Transformer

- Compliant with the EN 50588-1 standard
- Lower energy consumption
- Decrease of CO<sub>2</sub> emissions
- Economic savings
- Excellent performance in a wide range of applications



**The classification** of a cast resin transformer is referred to the value of the no-load losses ( $P_0$ ), as well as the load losses ( $P_k$ ).

$P_0$  losses are independent from the load and they remain constant for the entire period when the transformer is connected to the electric power network.

$P_k$  losses occur only when the transformer is connected to a load and they are proportional to the square of the current.

### Certifications

Cast resin transformers have been designed and manufactured according to the provisions laid down by the main national and international standards and certified by the following certification body:



NO-LOAD LOSSES ( $P_0$ )	LOAD LOSSES ( $P_k$ )
$A_0$	$A_k$
$A_0$	$B_k$



**For further information**  
Please refer to:  
<https://www.legrand.com.sg/product/cast-resin-transformer>



## High security

Low fire hazard - manufactured entirely with flame retardant and self-extinguishing materials

Designed to withstand the most severe conditions

Possibility of installation inside buildings

## Easy installation & maintenance

No need of expensive civil works such as fire resistant separation barriers

No maintenance required besides the standard periodic checks

Easy integration with Zucchini busbar systems



## Energy efficiency

Comply with the EN 50588-1 standard.

Designed and manufactured according to the Regulation 548/2014

Low CO2 emissions

## Low environmental impact

High quality epoxy resin - for minimum environmental impact

No risk of insulating fluid losses

Low CO2 emissions

Possibility of retrieving end-of-life materials

Conform to use international environmental standards IEC 60076-11



# Distribution and Special Solutions



# EFFICIENCY

## Power Meters

The entire energy management on a single platform

- CX3 EMS



### Set

Set the system with functions that are customised to your needs.




### Configure

Programme all devices, locally and remotely, to be able to dialogue both with them and with other external systems.



### Supervise

Monitor and control all processes by means of IT instruments to optimise energy consumption any time, anywhere.



Control your installation in only a few steps:



### Register

Register the consumption of all the users of the installation.



### Measure

Measure analogue or electrical magnitudes (current, voltage, power, etc...).



### Signalling

Display the status of electrical protection devices or circuits, both locally and remotely.



### Control

Operate electrical protection devices or motorized controls, both locally or remotely, by means of manual or automatic actions.



### Communicate

Send all information remotely, out of the electrical switchboard.



### Display

Display the data locally or remotely, on built-in screens or on PCs, smartphones or tablets with an Internet connection.



**For further information**  
Please refer to:  
<https://www.legrand.com.sg/product/measuring-units>




## Complete & compact

The system is made up of DIN35 modules that offer maximum compactness in the installation. It is able to offer all the functions for a complete plant supervision.

## Simple

Simple to choose  
Simple to install  
Simple to configure



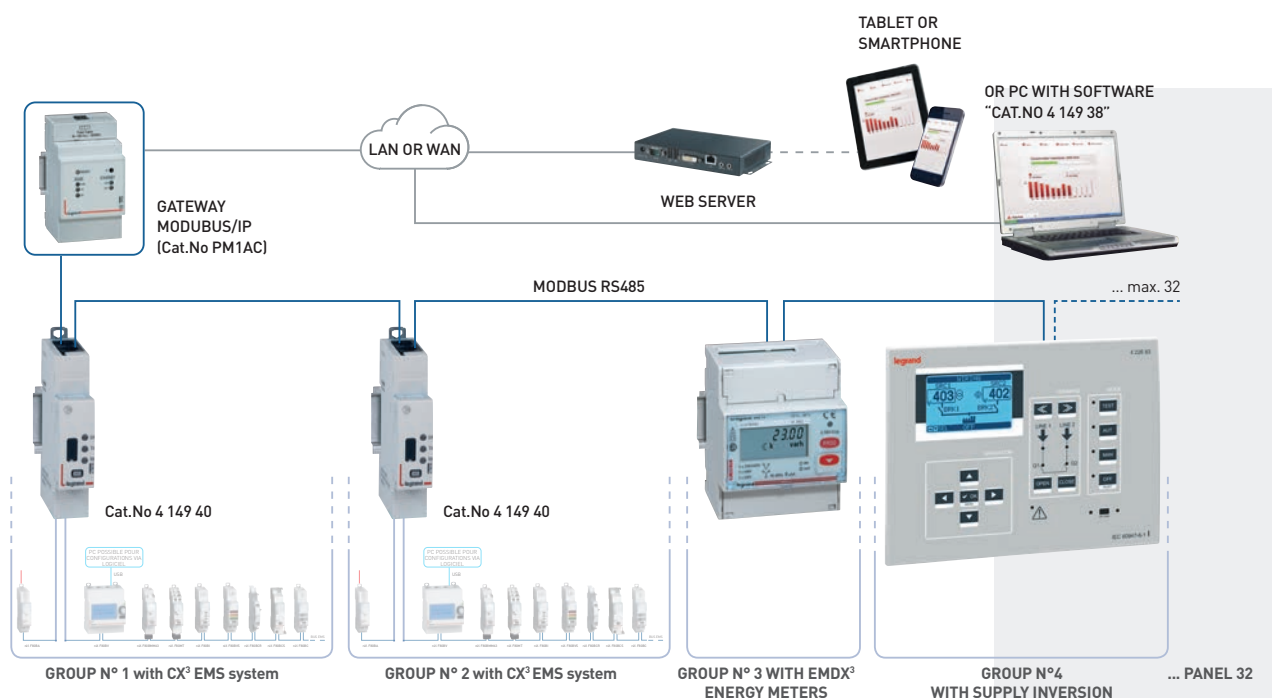
## Adaptable

**For every breakers and control devices**

Offer consisting of UNIVERSAL modules for use with modular, moulded case and power circuit breakers.

**For new and existing boards**

Reduced dimensions and the possibility of connecting the system through 2 types facilitates the installation and maintenance of both new and existing paintings.



# EFFICIENCY


## Legrand Busbar

### MR Busbar for Data Center Medium power: From 63A to 1000A

MR (Medium rating) Range

For the distribution of power in the white room of Data Center

Available with 600mm or 800mm windows pitch for a perfect integration with your racks



### Different options available:

**MR DC:** 4 internal conductors (3P+N+PE case)

**MRf DC:** 5 internal conductors (3P+N+PE conductors)

*Painted Versions on request*

#### Range:

from 160A to 1000A

#### Material of the bars:

Aluminium (Al) or Copper (Cu)

#### Straight elements:

Length = 3m - 2.4m - 1.8m - 1.6m - 1.2m

Outlets = 5+5 / 4+4 / 3+3 / 2+2 (on both sides)

#### Feed Unit + End Cover:

Polyester version for 160A and 250A

Metal version for 160A to 1000A

#### Tap off Boxes:

From 32A to 160A (dedicated 2 DC application)

Polyester and Metal versions

### Certifications

Zuchinni busbars come with LOVAG - ACAE certification which is valid all over the world.



Strict Quality Management System according to ISO 9001 with Bureau Veritas approval.



**For further information**  
Please refer to:  
[https://www.legrand.com.sg/product/  
busbar-system](https://www.legrand.com.sg/product/busbar-system)



## Energy distribution solutions in the computer room

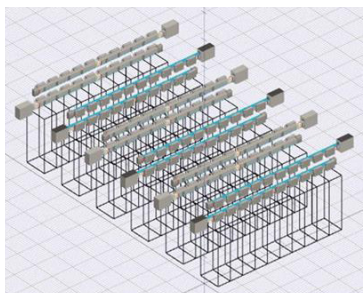

The MR busbar range allows hot swap installation and disconnection of tap-off unit while energized.

## Secure power supply to racks

With tap-off boxes, with or without metering

With metering - ideal for colocation DC

Hotswapped enabled: The complete unit can be connected to the power and to the metering bus while installation is energised.



## Seamless integration


Seamless integration with Legrand software

## Flexible and easy installation

Wide range of tap-off boxes

Dedicated for DC with tap off boxes pitch of 600mm or 800mm

Easy to adapt to type of power supply required (three-phase/ single phase, 16-32-63A)



Tap-off box for MCB's


Tap-off box

Outlet cover

End cover

Horizontal elbow

Vertical elbow



Feed Unit

Perfectly suited for data center applications



# EFFICIENCY

## Starline Busbar

### Starline Track Busway

Ideal choice for DC power needs: it's the simple, versatile, fast and economical solution for supplying power to electrical loads. And our cutting-edge engineering gives you the unique ability to instantly tap into the busway at any location, with a variety of plug-in units.

### Distributing power & removing limitations

#### Reliability:

Unique turn-n-lock connection method.

#### Constant connection:

The plug-in head can be inserted anywhere along the busway and it is locked in by rotating it 90 degrees.

#### Cost saving:

StarLine busways eliminate power interruptions caused by overheating or loss of connection.

#### Flexible and scalable:

StarLine busway system allows you to relocate power anywhere you need it, and anytime, without shutting down power.

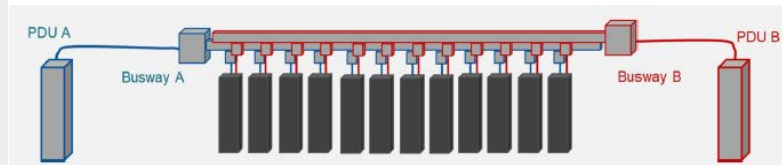
#### Complete range:

The most popular, powerful and productive systems feature 250, 400, 800 and 1200 A options for power.

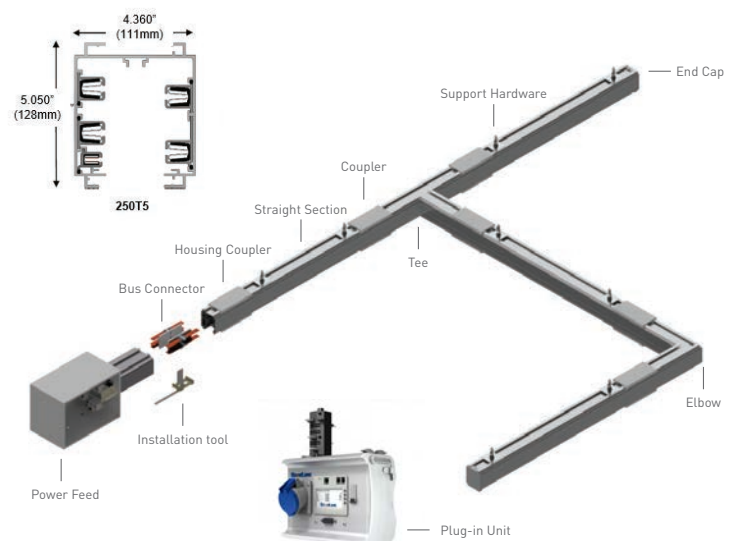
#### Smart investment:

the plus-in units can fit any of StarLine busways, so that your investment is protected as your power needs change.

### Accreditations



**More usable space**  
**More efficient cooling**  
**Less wiring errors**



**MADE IN SINGAPORE**



**For further information**  
 Please refer to:  
<https://www.legrand.com.sg/product/busbar-system>





## Reduced Facility Construction Costs

Labor savings mean installation is less expensive  
Eliminates costly changes and outside labor costs for electrical specialists  
Lower cost of ownership

## Faster installation

Building projects are up and running faster  
Add, remove or relocate power easily and quickly with no downtime

## Flexibility for the Future

Plug-in units can be disconnected and connected without de-energizing the busway  
Requires no routine maintenance  
Faster and less costly expansion or remodeling



## More Choices

Scalable and customizable lengths, sizes and configurations to meet your unique specifications  
A variety of plug-in units and Starline's monitoring capabilities make us the preferred choice of data centers and mission critical facilities

## Environmentally Friendly

Less installation materials  
Busway and outlets are reusable and relocatable



**Simple, versatile, fast**

# EFFICIENCY

## Industrial Plugs and Sockets

### P17 TEMPRA PRO

#### Always ensuring continuity of service

By updating its ranges of industrial sockets, Legrand is meeting the expectations of professional users.

New benefits in terms of safety, implementation, design & ergonomics guarantee the longevity of this family of products, which has already proven itself over time.



#### A transformed range which harmonises with the Legrand industrial sockets range

Sockets for internal and external use, protected against projections of water (but not EXPOSED to DIRECT jets)

Mobile sockets

Panel mounting sockets



- 2 P+ E / 3 P+E / 3 P+N+E
- From 100 to 500 V
- From 16A to 125A
- 50/60 Hz
- Screw connection

#### Safety and environment

##### SAFETY

- Connection terminals compliant with standards IEC 60 309 1 & 2

- Very high resistance to chemical products. Plugs and sockets made of polyamide 6

- Anti-corrosion treated screws, stainless steel springs for the socket covers

- Resistant to temperatures of -25°C to +40°C

##### ENVIRONMENT

- Halogen-free recyclable materials (silicone, PVC) for IP 44 products

Grouped packaging in boxes

PEP products  
(Eco Passport)



For further information

Please refer to:

<https://www.legrand.com.sg/product/power-equipment-accessories>

# DESIGN COMPLIANCE

IP 44 according to IEC 60529

IK 09 according to IEC 62262

Material: Polyamide 6

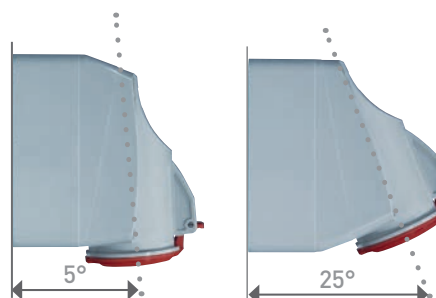
Self-extinguishing: 850°C (support of active parts)

650°C (plastic housing)

## 2 mounting positions\*

To solve the problem of limited space, the surface mounting sockets offer 2 different mounting positions (5° or 25°) which allow users to adapt to the space available without changing the box.

\*From 16A to 125A



## Cable grip

Captive cable grip with anti-vibration system holds the cable in place permanently. The 63 and 125 A products are also equipped with a locking screw.

## Opening lever

For easier connection /disconnection. Cover held open on panel sockets and surface mounting sockets.




**Innovative design**

# EFFICIENCY

## LCS3

**Legrand's complete global solutions** for data communication perfectly address the key challenges for digital networks (bandwidth, speed and the number of connectors etc..).



### Structured cabling systems

When describing the performance of a structured cabling system, independently of the technology used for the conductor whether it is copper or optical fiber, the transmission speed is the reference point.

LCS3, the new Legrand structured cabling system, ensures high performance and reliability for the installation via zero fault solutions and routing systems that are ideal for copper and optical fiber cables.



25 Years Warranty : Terms and conditions apply

### Zero fault system

The innovative Legrand LCS3 offer provides you with:

25Gbps and 40Gbps BASE-T Ethernet solutions with the copper system.

40Gbps and 100Gbps Ethernet solutions with optical fiber system.

To ensure the 40/100 Gbps and Fiber Channel protocols are supported, hence opt for LCS3 high speed optical fiber solutions, among which our newest MTP connectors and cassettes! They make for perfect connection in just a few seconds, giving a link providing excellent performance levels, from the patch panel through to the workstation! These solutions can be used to create wiring architectures for the LAN and SAN infrastructures of data centers with OM3 and OM4 performance levels, in multimode and OS1/ OS2 in single-mode.

As for LCS3 Cat. 8 copper solutions, they provide performance levels meeting with the 'ISO/IEC 11801 standards - third edition' requirements.


All the LCS3 components are tested individually at the end of production and their excellent performance levels over short links (less than 15m) ensure availability of the bandwidth at the highest frequencies. As for the Legrand RJ 45 and optical fiber connectors, their design ensures they comply with the installation regulations: correct installation is thus assured!



**For further information**  
Please refer to:

<https://www.legrand.com.sg/product/structured-cabling-solutions>





## COPPER

### Easy installation

The **new toolless connectors** with toolless fast connection are available in all categories for installation both on patch panels and in the workstation.

A perfect connection can be obtained in a few seconds, guaranteeing optimum performance of the link from the patch panel to the workstation.

Fast colour identification for all categories.

### Flexibility and easy maintenance

Flat and angled solutions

Fast push-button extraction

Sliding cassettes: easier maintenance

Innovative modular cassette system

Easy maintenance: remove connectors without disconnecting the patch cords



## COPPER

### Easy to upgrade and to maintain

Modular blocks are easy to add: LC, SC, ST, LC APC, SC APC

Mixture of fibre & copper solutions

Sliding cassette : easier maintenance

Fast push-button extraction

Innovative modular cassette system

Cord protection & guide kit

### Meet all bandwidth requirements

144 LC ports per Unit UHD - Ultra High Density - 1U, 2U, 4U

96 LC ports per Unit - High Density - Panels

MTP (Multiple-Fibre Push-On/Pull-Off compatible MPO)

Speed, resistance, high performance and high density



## High performance and reliability

## Legrand cabling system LCS3 cat. 8




0 337 82

0 337 88

Pack	Cat.Nos	Cat. 8 patch panel equipped with 24 RJ 45 connectors
1	0 337 82	<b>Flat panel</b> STP panel - Metal shielding
1	0 337 90	<b>Flat panel with empty cassettes to be equipped with connectors</b> Equipped with 4 automatic extraction cassettes for cat. 5e to cat. 8 RJ 45 connectors 19" patch panel - 1 U
1	0 337 91	<b>Empty flat panel to be equipped with cassette</b> Accepts a maximum of 4 automatic extraction cassettes: - copper - fibre optic 19" patch panel - 1 U
1	0 337 92	<b>Angled 24-connector patch panel - 1 U</b> <b>Angled panel to be equipped with connectors</b> Accepts up to 24 cat. 5e to cat. 8 RJ 45 connectors 19" panel - 1 U
1	0 337 85	<b>Cat. 8 RJ 45 connectors for flat and angled STP panel</b> Set of 6 RJ 45 connectors For installation in the cassettes of flat or angled panels
1	0 337 55	<b>Specific accessories for flat panels</b> <b>Cassette for flat panels to be equipped</b> Empty removable cassette to be equipped with connectors. Accepts 6 cat. 5e to cat. 8 connectors Extraction by simple pressure of the cassette making installation and maintenance easier
1	0 337 03	<b>Cat. 8 RJ 45 patch cords</b> RJ 45/ RJ 45 flat LSZH With special "easy grip" plug Compliant with ISO/ IEC 11801 edition 3.0 (2017) and EIA/ TIA 568 C2-1 standards
1	0 337 04	<b>S/FTP shielded, impedance 100 Ω</b> Length 2m
1	0 337 04	Length 3m
500 <sup>1</sup>	0 337 88	<b>Cat. 8 local network cables</b> <b>S/ FTP - 4 pairs</b> Performance 2000 MHz Length 500m supplied on drum Weight 45kg

<sup>1</sup>: in metres

## Legrand cabling system LCS3 cat. 6A



0 337 90

0 337 95

Pack	Cat.Nos	Cat. 6A patch panels equipped with 24 RJ 45 connectors
1	0 337 70	<b>Flat panels</b> 24 RJ 45 connectors - 1 U UTP
1	0 337 72	STP
1	0 337 90	<b>Flat 24-connector patch panels - 1 U to be equipped</b> <b>Flat panel with empty cassettes to be equipped with connectors</b> Equipped with 4 automatic extraction cassettes for cat. 5e to cat. 8 RJ 45 connectors 19" panel - 1 U
1	0 337 91	<b>Empty flat panel to be equipped with cassettes</b> Accepts a maximum of 4 automatic extraction cassettes: - copper - fibre optics 19" panel - 1 U
1	0 337 93	<b>Flat high density 48-connector patch panel - 1 U to be equipped</b> 19" panel - 1 U
1	0 337 92	<b>Angled 24-connector patch panel - 1 U</b> Accepts up to 24 cat. 5e to cat. 8 RJ 45 connectors 19" panel - 1 U
1	0 337 94	<b>Angled high density 48-connector patch panel - 1 U to be equipped</b> <b>Angled panel to be equipped with connectors</b> Accepts up to 48 cat. 5e to cat. 6A RJ 45 connectors 19" panel - 1 U
1	0 337 73	<b>High density cat. 6A RJ 45 connectors</b> Set of 6 cat. 6A RJ 45 connectors UTP
1	0 337 75	STP
1	0 337 95	<b>Specific accessories for flat panels</b> <b>High density cassette for flat panels to be equipped</b> Empty removable cassette to be equipped with connectors. Accepts 12 cat. 5e to cat. 6A connectors. Extraction by simple pressure of the cassette, making installation and maintenance easier.







## Legrand cabling system LCS3 cat. 6A




0 517 82



0 327 78

Pack	Cat.Nos	<b>RJ 45 patch cords and user cords cat 6A</b>
		RJ45 - RJ 45 right Conform to standards ISO/ IEC 11801 ED. 2.0, EN 50173-1 and TIA/ EIA 568C
	PVC	
		<b>U/UTP unscreened impedance 100Ω</b>
1	0 518 82	Length 1m
1	0 518 83	Length 2m
1	0 518 84	Length 3m
1	0 518 85	Length 5m
	LSZH	
		<b>U/UTP unscreened impedance 100Ω</b>
1	0 518 78	Length 1m
1	0 518 79	Length 2m
1	0 518 80	Length 3m
1	0 518 81	Length 5m
		
1	0 518 74	Length 1m
1	0 518 75	Length 2m
1	0 518 76	Length 3m
1	0 518 77	Length 5m
	PVC	
		<b>S/FTP shielded impedance 100Ω</b>
1	0 518 16	Length 0.5m
5	0 517 80	Length 1m
5	0 517 81	Length 2m
5	0 517 82	Length 3m
5	0 517 83	Length 5m
	LSZH	
		
1	0 518 70	Length 1m
1	0 518 71	Length 2m
1	0 518 72	Length 3m
1	0 518 73	Length 5m
		
1	0 518 66	Length 1m
1	0 518 67	Length 2m
1	0 518 68	Length 3m
1	0 518 69	Length 5m

Pack	Cat.Nos	<b>Cables for local networks cat 6A</b>
		Cables 4 pairs of 2 x 4 twisted pairs 100 ohms LSZH sleeve: halogen-free Yellow RAL 1018 Colour code TIA/ EIA Conform to standards ISO/ IEC 11801 E. 2.0, EN 50173-1 and TIA/ EIA 568C
	LSZH	
		<b>U/UTP - 4 pairs</b>
500 <sup>1</sup>	0 327 87	Performance 500 MHz Length 500m Supplied on reel. Weight 25kg
500 <sup>1</sup>	0 327 78	<b>F/UTP - 4 pairs</b> Performance 500 MHz Length 500m Supplied on reel. Weight 25kg
500 <sup>1</sup>	0 328 78	<b>F/UTP - 2 x 4 pairs</b> Performance 500 MHz Length 500m Supplied on reel. Weight 65kg
500 <sup>1</sup>	0 328 83	<b>F/FTP - 4 pairs</b> Performance 500 MHz Length 500m Supplied on reel. Weight 25kg
500 <sup>1</sup>	0 328 84	<b>U/FTP - 4 pairs</b> Performance 500 MHz Length 500m Supplied on reel. Weight 25kg
500 <sup>1</sup>	0 328 85	<b>U/FTP - 2 x 4 pairs</b> Performance 500 MHz Length 500m Supplied on reel. Weight 65kg

1: in metre(s)

Pack	Cat.Nos	<b>Cat 6A sockets</b>
10	5 760 03	Support frames for BS type boxes
10	5 752 00	BS square white plate 1 module
10	5 752 10	BS square white plate 2 modules
10	5 723 49	RJ45 socket Arteor - category 6A UTP - 1 module - white (To be associated with corresponding frame and plate)
10	5 723 06	RJ45 socket Arteor - category 6A STP - 9 contacts - 1 module - white (To be associated with corresponding frame and plate)

# Legrand cabling system LCS<sup>3</sup> fibre optic

## 19" optic drawers



0 321 62



0 321 72



0 321 17



0 321 27



0 321 33

Pack	Cat.Nos	Equipped 19" optic drawers																																										
		<p>Metal equipped 19" optic drawers with 4 cable inputs, supplied with fastening kit, 1 PE ø 13.5mm, coiling system and pigtail cassette. Panel and optic port marking on dedicated marking areas</p> <p><b>Sliding</b></p> <p>End of travel stop with 30° tilting Maximum capacity either:</p> <ul style="list-style-type: none"> <li>- 24 ST and SC connectors</li> <li>- 48 LC connectors</li> </ul> <p>Depth 220 mm, height 1 U</p> <tr> <td>1</td><td>0 321 61</td><td>12 SC duplex multimode connectors for 24 fibres</td></tr> <tr> <td>1</td><td>0 321 62</td><td>24 LC duplex multimode connectors for 48 fibres</td></tr> <tr> <td>1</td><td>0 321 63</td><td>24 ST multimode connectors for 48 fibres</td></tr> <tr> <td>1</td><td>0 321 64</td><td>12 SC duplex single-mode connectors for 24 fibres</td></tr> <tr> <td>1</td><td>0 321 65</td><td>24 LC duplex single-mode connectors for 48 fibres</td></tr> <tr> <td>1</td><td>0 321 66</td><td>12 SC APC duplex single-mode connectors for 24 fibres</td></tr> <tr> <td>1</td><td>0 321 67</td><td>24 LC APC duplex single-mode connectors for 48 fibres</td></tr> <p><b>Rotating</b></p> <p>Delivered with reversible left of right opening Maximum capacity, either:</p> <ul style="list-style-type: none"> <li>- 72 LC connectors</li> <li>- 36 SC connectors</li> </ul> <p>Depth 260 mm, height 1 U</p> <tr> <td>1</td><td>0 321 71</td><td>36 LC duplex multimode connectors for 72 fibres</td></tr> <tr> <td>1</td><td>0 321 72</td><td>18 SC duplex multimode connectors for 36 fibres</td></tr> <tr> <td>1</td><td>0 321 73</td><td>36 LC duplex single-mode connectors for 72 fibres</td></tr> <tr> <td>1</td><td>0 321 74</td><td>18 SC duplex single-mode connectors for 36 fibres</td></tr> <p><b>19" modular optic drawers</b></p> <p>Metal modular 19" optic drawers with 8 cable inputs, supplied with fastening kit, 2 PE ø 13.5 mm and coiling system"</p> <p>Complete with new generation Quick-Fix for automatic mounting (no screws required) on the risers of cabinets or enclosures Supplied with numbered labels</p> <p>End of travel stop with 30° tilting Maximum capacity either 96 LC connectors, 48 SC connectors or 24 ST connectors Depth 215 mm, height 1 U</p> <p><b>Sliding, equipped</b></p> <p>Supplied with splice cassette</p> <tr> <td>1</td><td>0 321 02</td><td>12 SC duplex multimode connectors for 24 fibres</td></tr> <tr> <td>1</td><td>0 321 04</td><td>24 LC duplex multimode connectors for 48 fibres</td></tr> <tr> <td>1</td><td>0 321 06</td><td>12 SC duplex single-mode connectors for 24 fibres</td></tr>	1	0 321 61	12 SC duplex multimode connectors for 24 fibres	1	0 321 62	24 LC duplex multimode connectors for 48 fibres	1	0 321 63	24 ST multimode connectors for 48 fibres	1	0 321 64	12 SC duplex single-mode connectors for 24 fibres	1	0 321 65	24 LC duplex single-mode connectors for 48 fibres	1	0 321 66	12 SC APC duplex single-mode connectors for 24 fibres	1	0 321 67	24 LC APC duplex single-mode connectors for 48 fibres	1	0 321 71	36 LC duplex multimode connectors for 72 fibres	1	0 321 72	18 SC duplex multimode connectors for 36 fibres	1	0 321 73	36 LC duplex single-mode connectors for 72 fibres	1	0 321 74	18 SC duplex single-mode connectors for 36 fibres	1	0 321 02	12 SC duplex multimode connectors for 24 fibres	1	0 321 04	24 LC duplex multimode connectors for 48 fibres	1	0 321 06	12 SC duplex single-mode connectors for 24 fibres
1	0 321 61	12 SC duplex multimode connectors for 24 fibres																																										
1	0 321 62	24 LC duplex multimode connectors for 48 fibres																																										
1	0 321 63	24 ST multimode connectors for 48 fibres																																										
1	0 321 64	12 SC duplex single-mode connectors for 24 fibres																																										
1	0 321 65	24 LC duplex single-mode connectors for 48 fibres																																										
1	0 321 66	12 SC APC duplex single-mode connectors for 24 fibres																																										
1	0 321 67	24 LC APC duplex single-mode connectors for 48 fibres																																										
1	0 321 71	36 LC duplex multimode connectors for 72 fibres																																										
1	0 321 72	18 SC duplex multimode connectors for 36 fibres																																										
1	0 321 73	36 LC duplex single-mode connectors for 72 fibres																																										
1	0 321 74	18 SC duplex single-mode connectors for 36 fibres																																										
1	0 321 02	12 SC duplex multimode connectors for 24 fibres																																										
1	0 321 04	24 LC duplex multimode connectors for 48 fibres																																										
1	0 321 06	12 SC duplex single-mode connectors for 24 fibres																																										

Pack	Cat.Nos	19" empty modular optic drawers																																																															
1	0 321 00	<p><b>Sliding, to be equipped with fibre optic blocks</b></p> <p>Accepts all fibre optic blocks; 4 blocks maximum Empty drawer</p> <p><b>Fibre optic blocks</b></p> <p>Clipped directly to the optic drawer to be equipped (Cat.No 0 321 00) or to the fibre optic splice cassette (Cat.No 0 321 41)</p> <p><b>Single-mode fibre optic blocks (9/125 µm)</b></p> <tr> <td>1</td><td>0 321 17</td><td>ST block for 6 single-mode fibre optics</td></tr> <tr> <td>1</td><td>0 321 10</td><td>SC duplex block for 6 single-mode fibre optics</td></tr> <tr> <td>1</td><td>0 321 11</td><td>SC duplex high density block for 12 single-mode fibre optics</td></tr> <tr> <td>1</td><td>0 321 12</td><td>SC APC duplex block for 6 single-mode fibre optics</td></tr> <tr> <td>1</td><td>0 321 13</td><td>LC duplex block for 6 single-mode fibre optics</td></tr> <tr> <td>1</td><td>0 321 14</td><td>LC duplex block for 12 single-mode fibre optics</td></tr> <tr> <td>1</td><td>0 321 15</td><td>LC duplex high density block for 24 single-mode fibre optics</td></tr> <tr> <td>1</td><td>0 321 16</td><td>LC APC duplex block for 12 single-mode fibre optics</td></tr> <tr> <td>1</td><td>0 321 33</td><td>Single-mode 4 MTP<sup>1</sup> feedthrough adaptor</td></tr> <p><b>Multimode fibre optic blocks (62.5 and 50/125 µm)</b></p> <tr> <td>1</td><td>0 321 27</td><td>ST block for 6 multimode fibre optics</td></tr> <tr> <td>1</td><td>0 321 20</td><td>SC duplex block for 6 multimode fibre optics</td></tr> <tr> <td>1</td><td>0 321 21</td><td>SC duplex high density block for 12 multimode fibre optics</td></tr> <tr> <td>1</td><td>0 321 23</td><td>LC duplex block for 6 multimode fibre optics</td></tr> <tr> <td>1</td><td>0 321 24</td><td>LC duplex block for 12 multimode fibre optics</td></tr> <tr> <td>1</td><td>0 321 25</td><td>LC duplex high density block for 24 multimode fibre optics</td></tr> <tr> <td>1</td><td>0 321 34</td><td>Multimode 4 MTP<sup>1</sup> feed through adaptor</td></tr> <p><b>Copper block for fibre optic drawer</b></p> <tr> <td>1</td><td>0 321 32</td><td>To be clipped directly to the optic drawer to be equipped Cat.No 0 321 00 Allows the mixing of fibre optic and copper</td></tr> <p><b>Accessories for optic drawer to be equipped</b></p> <p><b>Accessory for receipt of a fan-out</b></p> <tr> <td>1</td><td>0 321 28</td><td>To be clipped directly at the back of the drawer Enables the entry of preterminated products</td></tr> <p><b>Blank</b></p> <tr> <td>1</td><td>0 321 29</td><td>Blank block</td></tr> <p><b>Pigtail cassette</b></p> <tr> <td>1</td><td>0 321 30</td><td>Capacity: 24 fibre optics</td></tr> <p><b>Coiling kit</b></p> <tr> <td>1</td><td>0 321 31</td><td>1 accessory</td></tr>	1	0 321 17	ST block for 6 single-mode fibre optics	1	0 321 10	SC duplex block for 6 single-mode fibre optics	1	0 321 11	SC duplex high density block for 12 single-mode fibre optics	1	0 321 12	SC APC duplex block for 6 single-mode fibre optics	1	0 321 13	LC duplex block for 6 single-mode fibre optics	1	0 321 14	LC duplex block for 12 single-mode fibre optics	1	0 321 15	LC duplex high density block for 24 single-mode fibre optics	1	0 321 16	LC APC duplex block for 12 single-mode fibre optics	1	0 321 33	Single-mode 4 MTP <sup>1</sup> feedthrough adaptor	1	0 321 27	ST block for 6 multimode fibre optics	1	0 321 20	SC duplex block for 6 multimode fibre optics	1	0 321 21	SC duplex high density block for 12 multimode fibre optics	1	0 321 23	LC duplex block for 6 multimode fibre optics	1	0 321 24	LC duplex block for 12 multimode fibre optics	1	0 321 25	LC duplex high density block for 24 multimode fibre optics	1	0 321 34	Multimode 4 MTP <sup>1</sup> feed through adaptor	1	0 321 32	To be clipped directly to the optic drawer to be equipped Cat.No 0 321 00 Allows the mixing of fibre optic and copper	1	0 321 28	To be clipped directly at the back of the drawer Enables the entry of preterminated products	1	0 321 29	Blank block	1	0 321 30	Capacity: 24 fibre optics	1	0 321 31	1 accessory
1	0 321 17	ST block for 6 single-mode fibre optics																																																															
1	0 321 10	SC duplex block for 6 single-mode fibre optics																																																															
1	0 321 11	SC duplex high density block for 12 single-mode fibre optics																																																															
1	0 321 12	SC APC duplex block for 6 single-mode fibre optics																																																															
1	0 321 13	LC duplex block for 6 single-mode fibre optics																																																															
1	0 321 14	LC duplex block for 12 single-mode fibre optics																																																															
1	0 321 15	LC duplex high density block for 24 single-mode fibre optics																																																															
1	0 321 16	LC APC duplex block for 12 single-mode fibre optics																																																															
1	0 321 33	Single-mode 4 MTP <sup>1</sup> feedthrough adaptor																																																															
1	0 321 27	ST block for 6 multimode fibre optics																																																															
1	0 321 20	SC duplex block for 6 multimode fibre optics																																																															
1	0 321 21	SC duplex high density block for 12 multimode fibre optics																																																															
1	0 321 23	LC duplex block for 6 multimode fibre optics																																																															
1	0 321 24	LC duplex block for 12 multimode fibre optics																																																															
1	0 321 25	LC duplex high density block for 24 multimode fibre optics																																																															
1	0 321 34	Multimode 4 MTP <sup>1</sup> feed through adaptor																																																															
1	0 321 32	To be clipped directly to the optic drawer to be equipped Cat.No 0 321 00 Allows the mixing of fibre optic and copper																																																															
1	0 321 28	To be clipped directly at the back of the drawer Enables the entry of preterminated products																																																															
1	0 321 29	Blank block																																																															
1	0 321 30	Capacity: 24 fibre optics																																																															
1	0 321 31	1 accessory																																																															

1: MTP is a registered trademark of US Conec Ltd



# Legrand cabling system LCS<sup>3</sup> fibre optic

## 19" fibre optic drawers (High and very high density)



Pack	Cat.Nos	Modular 19" panel to be equipped with cassettes	Pack	Cat.Nos	Ultra high density modular fibre optic drawers to be equipped with cassettes
1	0 321 40	<p>To be equipped with maximum 4 automatic extraction cassettes. Complete with new generation Quick Fix for automatic mounting (no screws required) on the risers of cabinets or enclosures. Maximum capacity either 96 LC connectors, 48 SC connectors or 24 ST connectors</p> <p>Depth 190 mm, height 1 U</p> <p><b>Optic drawer cassettes</b></p> <p>To be installed directly in the optic panel Cat. No 0 321 40</p> <p>Removable cassette. Extraction by simple pressure of the cassette, making installation and maintenance easier</p> <p><b>Fibre optic splice cassette</b></p> <p>Accepts all modular fibre optic blocks</p> <p><b>Copper cassette to be equipped</b></p> <p>Accepts 6 cat. 5e, cat. 6 and cat. 6A connectors</p> <p><b>MTP<sup>1</sup> preterminated cassette (MPO compatible)</b></p> <p>Front and rear extraction</p> <p>High performance cassette, low insertion loss &lt;0.35 dB</p> <p>1 0 321 42 Multimode OM4 cassette (50/125 µm) 24 filaments LC OM4 Type A/C</p> <p>1 0 321 43 Multimode OM4 cassette (50/125 µm) 12 SC OM4 Type A/C</p> <p>1 0 321 44 Single-mode OS2 cassette (9/125 µm) type OS2 24 LC OS2 Type A/C</p> <p>1 0 321 45 Single-mode OS2 cassette (9/125 µm) 12 SC OS2 Type A/C</p> <p><b>Blanking cassette</b></p> <p>1 0 337 57 To be used for blanking the panel</p> <p><b>Adaptor</b></p> <p>1 0 321 33 Single-mode 4 MTP<sup>1</sup> adaptor (installation in cassette Cat. No 0 321 41)</p> <p>1 0 321 34 Multimode 4 MTP<sup>1</sup> adaptor (installation in cassette Cat. No 0 321 41)</p> <p><b>Accessories for 19" panel to be equipped with cassettes</b></p> <p><b>Rear cable management accessory</b></p> <p>1 0 321 46 For installation on panel Cat.No 0 321 40</p> <p><b>Cord management kit (guide/support/door)</b></p> <p>1 0 321 47 For installation on panel Cat.No 0 321 40; 2 side cord management and front door with integrated marking to ensure correct front and side cord management</p> <p>Cord support to be installed on the cassette to make side passages easier</p> <p>1: MTP is a registered trademark of US Conec Ltd</p>	1	0 321 50	1 U
			1	0 321 52	2 U
			1	0 321 53	4 U
			1	0 321 51	UHD panel to be equipped with cassettes without rear management 1 U
					<b>Very high density cassettes</b>
					They are clipped directly to the fibre optic drawers Cat. Nos 0 321 50/51/52/53
					Sliding cassette for the above chassis
					Front or rear cassette extraction
					MTP <sup>1</sup> high performance cassette
					Low insertion loss < 0.35dB
					A/C polarity
					<b>Multimode OM4 cassette (50/125 µm)</b>
					For OM4 type 50/125 µm multimode installations
			1	0 321 54	MPO cassette
					12 LC OM4 Type A/C
					<b>OS2 cassette (9/125 µm)</b>
			1	0 321 55	MPO cassette
					12 LC OS2 Type A/C
					<b>MTP<sup>1</sup> adaptors (MPO compatible)</b>
					To be clipped directly to the fibre optic drawers Cat.Nos 0 321 50/51/52/53
			1	0 321 56	Multimode 4 MTP <sup>1</sup> adaptor
			1	0 321 57	Single-mode 4 MTP <sup>1</sup> adaptor
					<b>LC adaptor</b>
					To be clipped directly to the fibre optic drawers Cat.Nos 0 321 50/51/52/53
			1	0 321 58	Adaptor 12 LC multimode

## Legrand cabling system LCS<sup>3</sup> fibre optic

### Patch cords



0 326 01

Pack	Cat.Nos	OS 1/OS 2 (UPC) single-mode optical cords
		Optic losses max/Master: 0.25dB For single-mode installations 9/125 µm, type OS 1/OS 2. Yellow sheaths
		<b>SC/SC duplex cords</b>
3	0 326 00	Length: 1 m
3	0 326 01	Length: 2 m
3	0 326 02	Length: 3 m
		<b>SC/LC duplex cords</b>
3	0 326 03	Length: 1 m
3	0 326 04	Length: 2 m
3	0 326 05	Length: 3 m
		<b>LC/LC duplex cords</b>
3	0 326 28	Length: 0.5 m
3	0 326 06	Length: 1 m
3	0 326 07	Length: 2 m
3	0 326 08	Length: 3 m
3	0 326 29	Length: 5 m
		<b>LC/LC Uniboot duplex cords</b>
		Reversible polarity
3	0 326 86	Length: 1 m
3	0 326 87	Length: 2 m
3	0 326 88	Length: 3 m
3	0 326 89	Length: 5 m
3	0 326 92	Length: 10 m
		<b>OM 4 multimode fibre optic cords (50/125 µm)</b>
		Suitable for 10 Giga Ethernet networks Optic losses max/Master: 0.15 dB For multimode installations 50/125 µm, type OM 4 Aqua sheaths
		<b>SC/SC duplex cords</b>
3	0 326 30	Length: 1 m
3	0 326 31	Length: 2 m
3	0 326 32	Length: 3 m
		<b>LC/LC duplex cords</b>
3	0 326 33	Length: 0.5 m
3	0 326 34	Length: 1 m
3	0 326 35	Length: 2 m
3	0 326 36	Length: 3 m
3	0 326 37	Length: 5 m
		<b>LC/LC Uniboot duplex cords</b>
		Reversible polarity
3	0 326 95	Length: 1 m
3	0 326 96	Length: 2 m
3	0 326 97	Length: 3 m
3	0 326 98	Length: 5 m
3	0 326 99	Length: 10 m

## Legrand cabling system LCS<sup>3</sup> fibre optic

### Fibre optic preterminated solution



0 324 01

Pack	Cat.Nos	High density preterminated fibre optic links
		Delivered on cardboard drums Connection of high density drawer cassette Low density micro-cable Sheaths in LSZH, colour aqua (OM3) and yellow (OS2) Supplied with test reports and unwinder Fan-out - Fan-out: spark gap for optimum resistance Low connector insertion loss LC < 0.15 dB/connector MTP <sup>1</sup> -MTP <sup>1</sup> : low connector insertion loss MTP <sup>1</sup> < 0.35 dB/connector Other configurations on request
		<b>Micro cables OM3 Fan-out - Fan-out</b>
		Micro cables with spark gap, output 2 mm
		Designation   Length <sup>2</sup> (m)
1	0 324 01	6 LC Duplex - 6 LC Duplex   10
1	0 324 11	12 LC Duplex - 12 LC Duplex   10
		<b>Micro cables OS2 Fan-out - Fan-out</b>
		Micro cables with spark gap, output 2 mm
		Designation   Length <sup>2</sup> (m)
1	0 324 21	6 LC Duplex - 6 LC Duplex   10
1	0 324 31	12 LC Duplex - 12 LC Duplex   10
		<b>Micro cables OM3 MTP<sup>1</sup></b>
		Designation   Length <sup>2</sup> (m)
1	0 324 41	12 fibre optics - MTP <sup>1</sup> -MTP <sup>1</sup>   10
		<b>Micro cables OS2 MTP<sup>1</sup></b>
		Designation   Length <sup>2</sup> (m)
1	0 324 51	12 fibre optics - MTP <sup>1</sup> -MTP <sup>1</sup>   10

<sup>1</sup>: MTP is a registered trademark of US Conec Ltd

<sup>2</sup>: other lengths available, please contact us

# Legrand cabling system LCS<sup>3</sup> fibre optic

## Pigtails, glue-on connectors and fan-out units



0 322 20



0 322 31

Pack	Cat.Nos	Pigtails
		Can be used for on-site connection of the fibre optic cable: quick, reliable and performing: - OM2/OM3/OM4 IL Typical/Master = 0.15 db - OS2 IL Typical/Master = 0.18 db Compatible with all the fusion splicers available on the market
10	0 322 10	<b>50/125 µm - OM2 (PC)</b> SC 1 m LSZH connectors
10	0 322 11	LC 1 m LSZH connectors
10	0 322 12	ST 1 m LSZH connectors
10	0 322 13	SC 2 m LSZH connectors
10	0 322 14	LC 2 m LSZH connectors
10	0 322 15	ST 2 m LSZH connectors
		<b>50/125 µm - OM3 (PC)</b>
10	0 322 20	SC 1 m LSZH connectors
10	0 322 21	LC 1 m LSZH connectors
10	0 322 22	ST 1 m LSZH connectors
10	0 322 23	SC 2 m LSZH connectors
10	0 322 24	LC 2 m LSZH connectors
		<b>50/125 µm - OM4 (PC)</b>
10	0 322 30	SC 1 m LSZH connectors
10	0 322 31	LC 1 m LSZH connectors
10	0 322 32	ST 1 m LSZH connectors
10	0 322 33	SC 2 m LSZH connectors
10	0 322 34	LC 2 m LSZH connectors
		<b>9/125 µm - OS2 (APC or UPC) - OS1 compatible</b>
10	0 322 40	SC-APC OS2 1 m LSZH connectors
10	0 322 41	SC-UPC OS2 1 m LSZH connectors
10	0 322 42	LC-APC OS2 1 m LSZH connectors
10	0 322 43	LC-UPC OS2 1 m LSZH connectors
10	0 322 44	ST-UPC OS2 1 m LSZH connectors
10	0 322 45	SC-APC OS2 2 m LSZH connectors
10	0 322 46	SC-UPC OS2 2 m LSZH connectors
10	0 322 47	LC-UPC OS2 2 m LSZH connectors
10	0 322 48	LC-APC OS2 2 m LSZH connectors
10	0 322 49	ST-UPC OS2 2 m LSZH connectors
		<b>Set of 12 LC pigtails</b>
1	0 326 24	OS2 12 LC-UPC pigtails
1	0 326 26	OM3 12 LC-PC pigtails
1	0 326 71	OM4 12 LC-PC pigtails
		<b>Pigtails Sleeves</b>
1	0 327 44	40 mm - bag of 50 sheaths
		<b>Fan-out units</b>
		Allows a 900 µm fibre optic gain 250 µm diameter fibre optics accepted
1	0 330 48	6 fibre optic fan-out unit
1	0 330 49	12 fibre optic fan-out unit



0 322 70

0 322 72

Pack	Cat.Nos	Tool case for the preparation of the fibre optic for quick-connect connectors
1	0 322 70	Contains the tools required for the preparation of the fibre optic cable, for the completion of a first test to confirm the correct connection of the fibre optic to the connector, and the accessories for easy connection in all situations Consisting of: - Precision cleaver - Kevlar stripping and cutting tool - Visual defect detector - Installation details and video - Accessories (cleaners, marker, trash can...)
		<b>Quick-connect connectors</b>
		Preparation to be done with tool case Cat.No 0 322 70 Easy to connect, reliable and reusable up to 5 times Enable the locking of the fibre optic inside the connector A LED is used to test the connection No glue or polishing required Can be installed on 900 µm fibre optics For 250 µm fibre optic use dedicated tubes, delivered with the connector: typical IL multimode OM3/OM4 = 0.1 db, single mode OS2 = 0.2db (PC) and 0.3 db (APC)
		<b>OM3/OM4 multimode connectors</b>
		Set of 12 connectors
1	0 322 71	LC PC 50/125 µm, 900/250 µm
1	0 322 72	SC PC 50/125 µm, 900/250 µm
		<b>OS2 single-mode connectors</b>
		Set of 12 connectors
1	0 322 73	LC UPC 9/125 µm, 900/250 µm
1	0 322 74	SC UPC 9/125 µm, 900/250 µm
1	0 322 75	SC APC 9/125 µm, 900/250 µm

# Legrand cabling system LCS<sup>3</sup> fibre optic

## Cables



0 325 13

Technical characteristics see e-catalogue

LSOH sheath (except Cat.Nos 0 325 46 /47)  
Euroclass Dca (except Cat.Nos 0 325 46/47/48)  
Colour code FOTAG  
Compliance with the EN 50173-2, ISO IEC 11801 standards  
Packing on drum  
Tight structure: "easy strip"

Pack	Cat.Nos		OM 4 multimode fibre optic cables (50/125 µm)
	Loose tube	Tight structure 900 µm	*Bend insensitive* For multimode installations 50/125 µm, type OM 4  "Aqua sheaths Suitable for 10 Giga Ethernet networks"
2000	0 325 43		Indoor/outdoor (glass strands) 4 fibres - 2000 m
2000	0 325 44		Indoor/outdoor (glass strands) 8 fibres - 2000 m
2000	0 325 45		Indoor/outdoor (glass strands) 12 fibres - 2000 m
2000	0 325 46		Outdoor, corrugated steel tape 4 fibres - 2000 m
2000	0 325 47		Outdoor, corrugated steel tape 8 fibres - 2000 m
2000	0 325 48		Outdoor, corrugated steel tape 12 fibres - 2000 m
500		0 326 65	Indoor/outdoor (glass strands) 6 fibres - 500 m
1000		0 326 66	Indoor/outdoor (glass strands) 6 fibres - 1000 m
1000		0 326 67	Indoor/outdoor (glass strands) 12 fibres - 1000 m
1000		0 326 68	Indoor/outdoor (glass strands) 24 fibres - 1000 m



0 325 24

Technical characteristics see e-catalogue

LSOH sheath (except Cat.Nos 0 325 13, 0 325 15, 0 325 23, 0 325 24, 0 325 25, 0 325 40, 0 325 41 and 0 325 42)  
Euroclass Dca (except Cat.Nos 0 325 05/07/13/15/23/24/25/40/41/42)  
Colour code FOTAG  
Compliance with the EN 50173-2, ISO IEC 11801 standards  
Packing on drum (2000 m)  
Tight structure: "easy strip"

Pack	Cat.Nos		OS 2 single-mode fibre optic cables (9/125 µm) - (OS1 compatible)
	Loose tube	Tight structure 900 µm	For single-mode installations 9/125 µm, type OS2  Yellow or black sheaths for outdoor, rodent guard...
2000	0 325 02		Indoor/outdoor (glass strands) 4 fibres
2000	0 325 03		Indoor/outdoor (glass strands) 8 fibres
2000	0 325 23		Outdoor, corrugated steel tape 4 fibres
2000	0 325 24		Outdoor, corrugated steel tape 8 fibres
2000	0 325 25		Outdoor, corrugated steel tape 24 fibres
2000	0 325 12		Indoor/outdoor (glass strands) 6 fibres
2000	0 325 13		Outdoor, corrugated steel tape 6 fibres
2000	0 325 14	0 325 50	Indoor/outdoor (glass strands) 12 fibres
2000	0 325 15		Outdoor, corrugated steel tape 12 fibres
2000	0 325 51		Indoor/outdoor (glass strands) 24 fibres



# Legrand cabling system LCS<sup>3</sup> fibre optic

## Cables



0 325 10

Technical characteristics see e-catalogue

LSOH sheath (except Cat.Nos 0 325 13, 0 325 15, 0 325 23, 0 325 24, 0 325 25, 0 325 40, 0 325 41 and 0 325 42)  
Euroclass Dca (except Cat.Nos 0 325 05/07/13/15/23/24/25/40/41/42)  
Colour code FOTAG  
Compliance with the EN 50173-2, ISO IEC 11801 standards  
Packing on drum (2000 m)  
Tight structure: "easy strip"

Pack	Cat.Nos	OM 3 multimode fibre optic cables (50/125 µm)
		"Bend insensitive" For multimode installations 50/125 µm, type OM 3 Aqua sheaths
		Suitable for 10 Giga Ethernet networks
	Loose tube	Tight structure 900 µm
2000	0 325 10	Indoor/outdoor (glass strands) 6 fibres
2000	0 325 11	Indoor/outdoor (glass strands) 12 fibres
2000	0 325 53	0 325 52 Indoor/outdoor (glass strands) 24 fibres
2000	0 325 37	Indoor/outdoor (glass strands) 4 fibres
2000	0 325 38	Indoor/outdoor (glass strands) 8 fibres
2000	0 325 39	Indoor/outdoor (glass strands) 12 fibres
2000	0 325 40	Outdoor, corrugated steel tape 8 fibres
2000	0 325 41	Outdoor, corrugated steel tape 12 fibres
2000	0 325 42	Outdoor, corrugated steel tape 24 fibres

### Technical characteristics

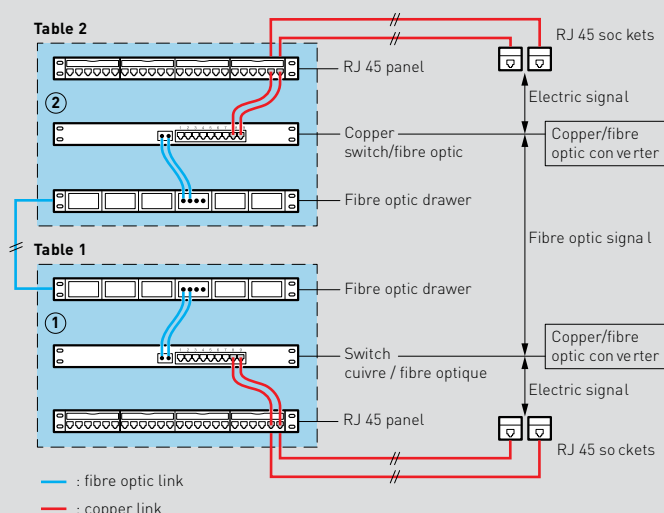
- Connectors connected using 900 µm and 250 µm fibre optics
- Maximum weakening 0.3 dB
- Perfectly suited for high delivery systems: 10 Gigabit Ethernet
- Operating temperature: from 0 to 65°C
- Shallow depth connectors

### New optical classes according to ISO/IEC 11801 edition 3 (2017)

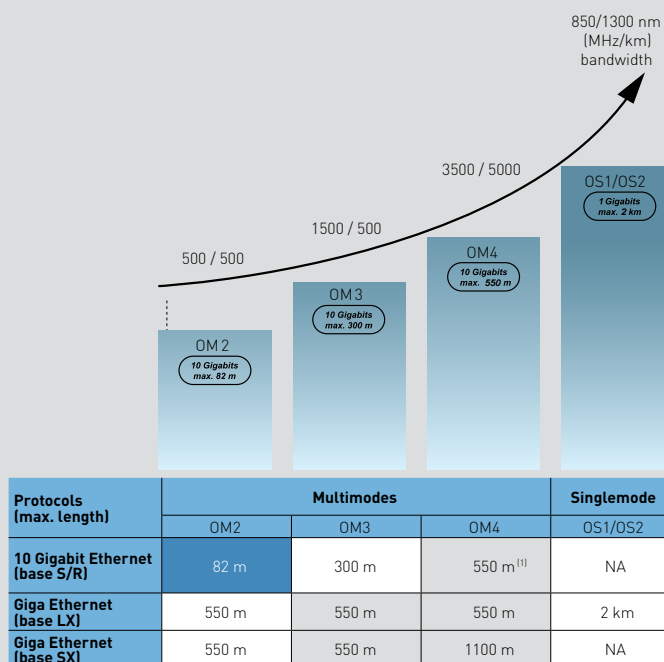
#### Optical connection parameters according to ISO 11801 / EN 50173

Parameter	Multimodes		Singlemode	
	850 nm	1 300 nm	1 310 nm	1 550 nm
Fibre attenuation dB/km	3.5 max	1.5 max	1.0	1.0
Bandwidth MHz.km	200 min	500 min	n/a	n/a
Connector attenuation dB	0.75 max	0.75 max	0.75 max	0.75 max
Return loss dB	20 min	20 min	26 min	26 min

### Typical diagram of a fibre optic connection between 2 distributors



### Maximum length of a channel with the use of fibre optic



TIA 568

IEEE 802.3 applications

1: Technical solution using a fibre optic cable with maximum attenuation 3 dB/km and a wave length of 850 nm

# EFFICIENCY

## Data Center Monitoring Solutions

Power consumption is a challenge for many data center managers. This challenge is further escalated by the fact that many data centers are ineffectively using their current energy resources. Pairing environmental sensors with existing powered and networked resources provide an easy, scalable, and flexible way to monitor data center conditions.

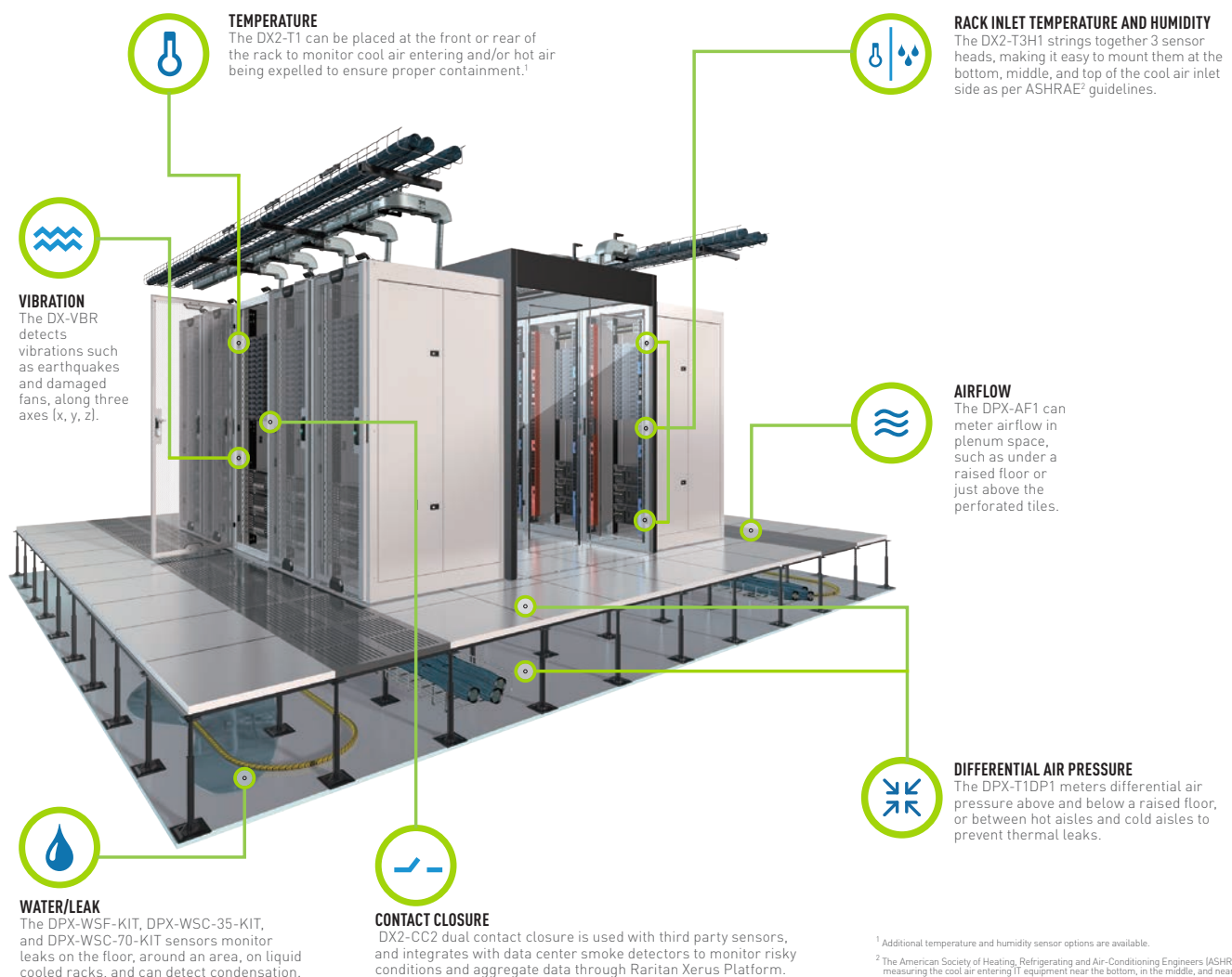
By leveraging right tools, you are able to -

### Prevent server malfunction:

Maintain Optimal Operating Temperature for IT Devices

### Optimize energy usage:

Identify When You Are Overcooling or Undercooling



<sup>1</sup> Additional temperature and humidity sensor options are available.

<sup>2</sup> The American Society of Heating, Refrigerating and Air-Conditioning Engineers (ASHRAE) recommends measuring the cool air entering IT equipment near the bottom, in the middle, and near the top of each



**For further information**

Please refer to:

<https://www.raritan.com/>

# ENVIRONMENTAL MONITORING CONTROLLER

EFFICIENCY



## EMX is a central connection point for all of Raritan's environmental sensors.

The EMX smart rack controller offers up to eight sensor ports, eight feature ports for Raritan's dynamic asset-tracking solution (AMS) and eight RS-485 ports, all in a 1U form factor.

This innovative rack monitoring solution helps data center and facilities managers to **ensure uptime by monitoring racks** for possible hot spots, save on cooling costs by confidently raising data center temperatures and make strategic decisions on environmental design & modifications.

## Features and benefits


- Powerful Smart Controller
- USB webcam support
- Supports up to 128 sensors
- Wired or Wifi network ready
- Web browser accessible
- Receive advance alerts

## SMARTSENSORS

### A comprehensive set of environmental sensors

that deliver accurate data providing insights into your data center's environment. The advanced feature set allows for easy deployment, clear identification of hot spots, and better airflow management.

SmartSensors models are available for monitoring temperature, humidity, airflow, air pressure, water/leaks, contact closures, proximity detection, vibration and more.



# EFFICIENCY

## Motion Sensor & Lighting Management Solutions

### ENERGY EFFICIENCY AND OPERATING PERFORMANCE

In our range, you are sure to find the Motion or Lighting Management sensor that will suit any Data Center area and control your lighting efficiently.



### Recommended choice for DC

Quick, easy mounting

Precise detection and settings

Automatic On/Off


Dual technology


Configuration via configuration tool


Light level threshold: 0-1275 lux


Adjustable time delay:  
10 sec – 10 min (motion sensors)  
0 – 59 min 59 sec (lighting management sensors)

3 wires – with neutral

Incandescence <sup>(1)</sup> 

Halogen <sup>(1)</sup> 

Fluorescent <sup>(1)</sup> 

CFL / LED <sup>(1)</sup> 



### False Ceiling mounting



### Wall Mounting



### Wall & Ceiling Mounting



For further information

Please refer to:

<https://www.legrand.com.sg/product/motion-sensors>



# Lighting Management

## Motion Sensors



0 488 04



0 882 30



0 882 40

Pack	Cat.Nos	Ideal for white room
1	0 488 04	<b>PIR ceiling-mounting Lighting Management sensor, 360°</b> Range Ø8m 3-wire with neutral Optimum distance between 2 sensors: 6m Standby consumption: 0.8W Fix directly to a false ceiling with mounting claws(included) Connection via automatic terminals Can be surface-mounted in ceiling using accessory Cat. No 0 488 75 With an additional 2 A contact for HVAC control, based on presence data
1	0 488 06	<b>Dual technology ceiling-mounting Lighting Management sensors, 360°</b> Infrared and ultrasonic detection, Ø8m 3-wire with neutral Optimum distance between 2 sensors: 6m Standby consumption: 0.8W Fix directly to a false ceiling with mounting claws(included) Connection via automatic terminals Can be surface-mounted in ceiling using accessory Cat. No 0 488 75

Other technologies and lighting management solutions available, please contact us

Pack	Cat.Nos	Configuration tools for Lighting Management sensors
1	0 882 30	All sensors are supplied with factory settings: - 500 lux light level threshold for ceiling mount sensors, 300 lux for surface and flush mounting sensors - 15-minute time delay and walkthrough function activated. The configuration tools are used to adjust these presets and the detection sensitivity.  Digital programming to one decimal place on the digital screen. Instant programming control Used to display the parameters of each sensor Option to store settings in the memory and to apply them to other sensors. Standard preset configuration for each room type (office, hallway, etc.) according to EN 12 464
1	0 882 40	Configuration tool to be used in association with any IOS and Andriod device Compatible with all stand alone lighting detectors, Main functions: - products settings modification - store & recall product configuration files - easy configuration copy & paste - operational test functions - troubleshooting agent onboard
1	0 488 75	<b>Surface-mounting box</b> For ceiling-mouting sensors. Cat.Nos 0 488 04/ 06


100%  
business continuity

System  
redundancy

Guaranteed  
continuity of service



# AVAILABILITY



# AVAILABILITY UPS

## Uninterruptible Power Supplies (UPS)

There are **3 types of UPS**, depending on the technology of their design:

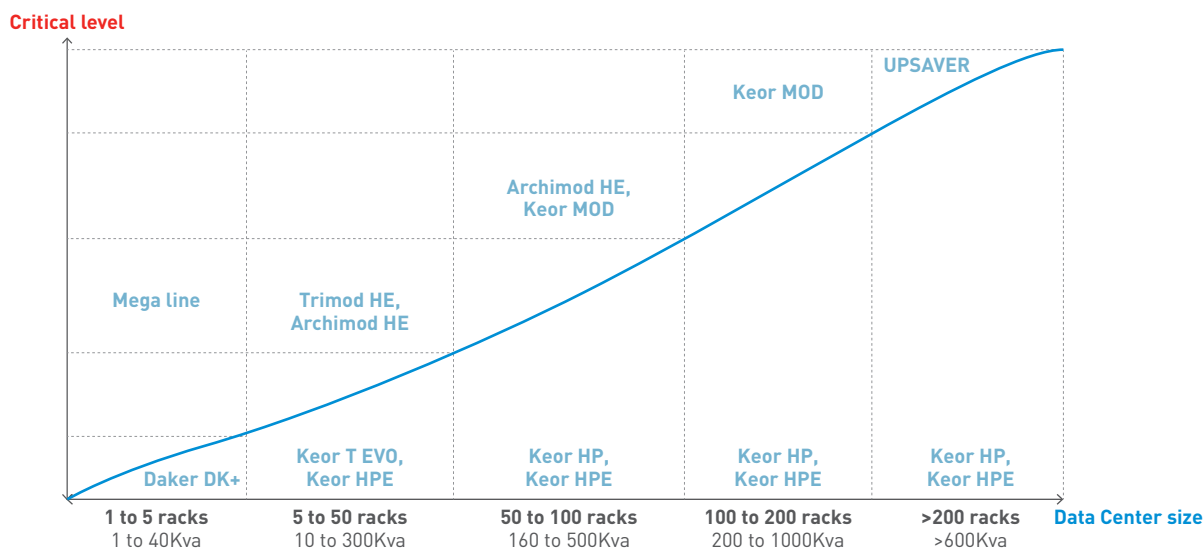
- single UPS
- distributed (or centralised) parallel UPS
- modular UPS

UPS, with optimized energy efficiency, ensure the power demand is as close as possible to the actual requirements and reduce power losses. In fact, if the efficiency of the UPS is increased, it will give off less heat, which will reduce cooling and consumption losses.

Legrand offers UPS solutions that can achieve **efficiency levels of up to 96%** mode Online (VFI - Voltage Frequency Independent double conversion).



## Types of UPS to use in different Data Centers:



**For further information**

Please refer to:

<https://www.legrand.com.sg/products/uninterruptible-power-supply-ups>



## Mean time to repair < than 10 min

Making an installation scalable without any loss of capacity involves above all choosing solutions that provide a modular architecture which guarantees optimum performance in all circumstances.



## “Hot Swap” System

This system enables components to be added or replaced in an installation while energized, without any interruption to the system and with no risk of damaging the rest of the installation.

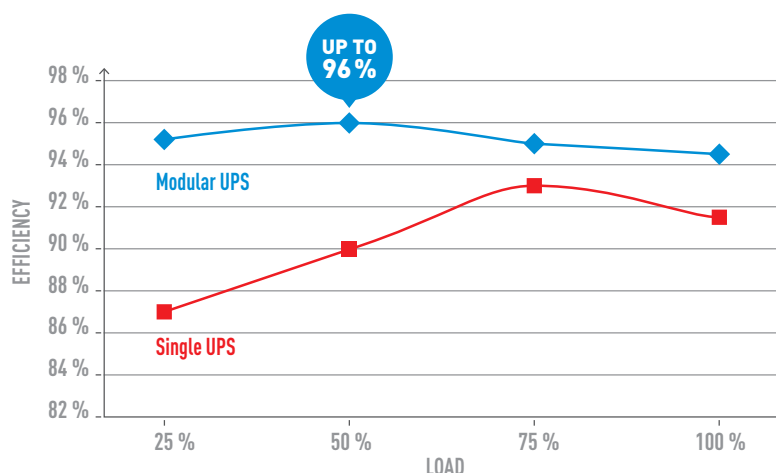
## UPS solutions up to tier 4

The data center is assigned a Tier according to the required availability. This ensures a certain level of continuity of power supply and service. The Tier classification classifies data centers according to the degree of reliability and availability of data in accordance with standard ANSI/TIA-942 and the Uptime Institute certification.

MINIMUM RECOMMENDED TIER/CLASS  
ACCORDING TO THE SIZE OF THE DATA CENTER

TIER /CLASS >	1	2	3	4
ENTERPRISE		OK		
CORPORATE			OK	OK
COLOCATION			OK	OK

EFFICIENCY  
LEVELS UP  
TO 96%\*  
with Legrand's UPS



\* Mode Online (VFI - Voltage Frequency Independent double conversion).

# AVAILABILITY

## Branch Circuit Monitors

**Raritan's intelligent Branch Circuit Monitoring (BCM) system** allows you to fully utilize your power infrastructure and manage capacity as your data center grows and changes. Whether you are retrofitting an existing facility, or planning for growth or new construction, Raritan's BCM system can help you reduce energy costs, track power usage, and prevent downtime. Easily add metering where it never existed before.

This easy-to-deploy modular system, enables real-time views of electrical capacity and power usage on branch circuits, and mains, in an electrical service entrance or a remote power panel. It sends threshold alerts for power and environmental conditions, thereby helping to prevent downtime. The data can also support energy efficiency and customer charge-back initiatives, cooling and consumption losses.



### Features

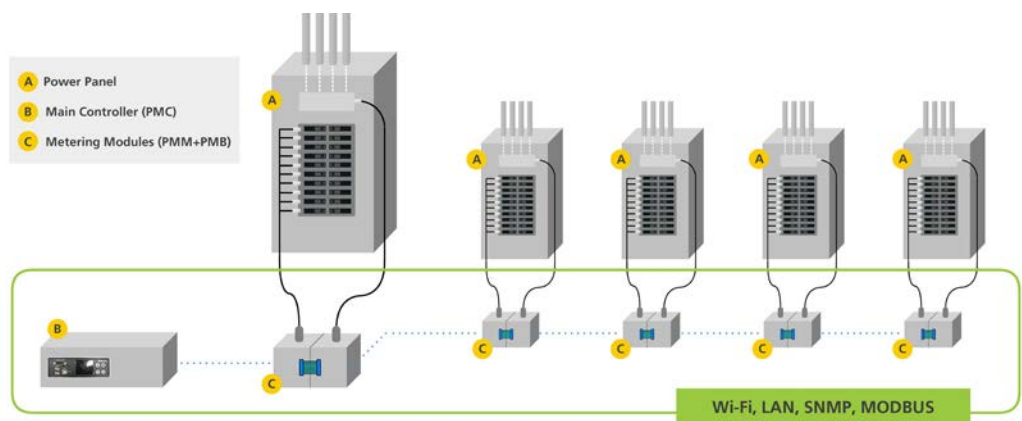
Meters Floor PDU, RPPs, Panelboards, and Busways

Auto-correct metering adjusts for CT orientation on wires

Several enclosure options

Collects data on: A, V, kW, kVA, power factor, and kWh

Protocols include TCP/IP, Modbus and SNMP





**For further information**  
Please refer to:  
<https://www.raritan.com/>



**Auto Correcting Split Type CTs for Fast & Easy Installation**


**One of The Most Accurate Metering Solution in the Market**



**Real-Time Configurator for Quick Setup**

**Best design for existing installation upgrade**





Optimization  
based on current  
needs and ready for  
future ones


Future proof  
your installations

Modularity  
for quick adaptation  
to changes



# SCALABILITY





# SCALABILITY

## Racks

### WHAT IS THE EVOLUTION CYCLE OF YOUR IT EQUIPMENT?

The customer's needs evolves with the advancement of technology.

**With a full team of designers and full production capabilities, we enable data centers to respond quickly to their customers.**

Complementing a comprehensive offer of racks and accessories, containment solutions, cages and PDUs. **An experienced in house project management team** ensures that projects are delivered without the hassle of coordinating multiple stakeholders.

What are the key considerations to selecting the right rack ?

#### EzRak 2.0

For heavy duty applications

- 42U to 52U
- Max. 1800Kg Static Weight Load



MADE IN SINGAPORE



#### SmartRak 2.0

An optimized solution

- 27U to 47U
- Max. 1200Kg Static Weight Load



### WHAT TYPE OF EQUIPMENT IS GOING TO BE INSTALLED IN THE RACK?

This will determine the size and loading capacity of the Rack selected.



## HOW DO YOU MANAGE AIRFLOW, AIR LOSSES & HOT SPOTS IN YOUR DATACENTER?

This will determine which Rack and accessories you will select to manage airflows. A good solution will increase your servers lifetime


# AIRFLOW MANAGEMENT

Cooling makes up to **50% of total energy costs**

Effective cooling strategies can mitigate energy losses which translate into cost savings and increased lifetime for your servers.

With perforated doors facilitating ventilation of up to 80%.  
Legrand's racking solutions enable data centers to achieve greater cooling efficiency, resulting in more efficient use of energy.

SCALABILITY



## AIRFLOW MANAGEMENT

Airflow management is the efficient guidance of the various airflows in data centers to keep the cold and hot air separated optimally. To optimize that cooling process, air leakage and recirculation must be minimized by using an airflow management package. Airflow management packages consist of a plate on the bottom & top of the Rack and brush accessories on the left and the right.

# SCALABILITY

## Racks

### EzRak 2.0

EzRak 2.0 upgrades can be done seamlessly to accommodate electronic access control solutions. They come ready with provision for an easy upgrade.



### Rack Security

Electronic access control up to 2 FA level.



## WHAT ARE YOUR SECURITY NEEDS TODAY AND TOMORROW?

Security can be as simple as a lock and key but data centers need to anticipate if the next customer requires a higher level access control system.



## HOW DO YOU RUN YOUR CABLES?

Efficient routing of cables reduce cost and facilitate ease of maintenance.

## CABLE MANAGEMENT



The racks are designed with adequate space for maintenance personnel to easily access the cable installation during maintenance.

SCALABILITY

**EzRak 2.0 and SmartRak 2.0** accommodate both top and bottom cable entries with multifunctional cable trays to facilitate neat installation within the rack. Available also are accessories such as cable fingers and bobbins.

# SCALABILITY

## Racks

Racks and accessories are stored in our facility in Singapore.



Enabling **faster deployment** and more efficient project and resource planning.



### HOW QUICKLY CAN YOU REACT TO THE CUSTOMER'S REQUEST?

EzRak 2.0 and SmartRak 2.0 are versatile racks that come with a set of standard accessories. They are easy to deploy and install without the need of skilled contractors or specialized tools.

## WHAT IS THE EXPANSION ROADMAP OF THE DATA CENTER?

The investments made today will not see returns in the future if it is unable to meet the changing needs of the customer.

## FLEXIBILITY

Safe guard the investment today with racks and solutions that are versatile enough to meet future needs.

SCALABILITY



**Racks can be easily upgraded** to connected assets with the addition of access controls, environmental sensors, smart PDUs without retrofitting works that disrupt operations.

# Legrand EzRak 2.0 future ready server cabinet

## Stand Alone and Extension Cabinets



Future ready server rack cabinet suitable for use with patching, network and server equipment.

Stand-alone racks come with quick release side panels / Extension racks comes with bay-up kit but without side panels

Supplied with 2 single doors (600 mm width!) or 1 single door & 1 double-leaf door (800 mm) - Standard door lock supplied with 02 Keys.

Fully perforated honeycomb door with up to 82% ventilation.

Top panel comes with 2 cable entries with brush.

Racks are equipped with 2 pairs panel mounts (front and back) with "U" markings.

Supplied with one 8" cable tray for racks of 600 mm width and two 8" cable trays for racks of 800 mm width.

Racks supplied with 4 levelling feet & 50 cage nuts and screws.

Static weight load: 1,800 Kg

Future Ready: Rack ready for seamless access control upgrade.

Color: Black Texture (RAL 9005)


Pack		Cat.Nos		EzRak 2.0 - Stand alone rack			Pack		Cat.Nos		EzRak 2.0 - Extension rack		
		Assembled	Flatpack	Capacity	Width (mm)	Depth (mm)			Assembled	Flatpack	Capacity	Width (mm)	Depth (mm)
1	4	NEZ42610BA	NEZ42610BP	42U	600	1000	1	4	NEZ42610BAEX	NEZ42610BPEX	42U	600	1000
1	4	NEZ42611BA	NEZ42611BP	42U	600	1100	1	4	NEZ42611BAEX	NEZ42611BPEX	42U	600	1100
1	4	NEZ42612BA	NEZ42612BP	42U	600	1200	1	4	NEZ42612BAEX	NEZ42612BPEX	42U	600	1200
1	4	NEZ42810BA	NEZ42810BP	42U	800	1000	1	4	NEZ42810BAEX	NEZ42810BPEX	42U	800	1000
1	4	NEZ42811BA	NEZ42811BP	42U	800	1100	1	4	NEZ42811BAEX	NEZ42811BPEX	42U	800	1100
1	4	NEZ42812BA	NEZ42812BP	42U	800	1200	1	4	NEZ42812BAEX	NEZ42812BPEX	42U	800	1200
1	4	NEZ45610BA	NEZ45610BP	45U	600	1000	1	4	NEZ45610BAEX	NEZ45610BPEX	45U	600	1000
1	4	NEZ45611BA	NEZ45611BP	45U	600	1100	1	4	NEZ45611BAEX	NEZ45611BPEX	45U	600	1100
1	4	NEZ45612BA	NEZ45612BP	45U	600	1200	1	4	NEZ45612BAEX	NEZ45612BPEX	45U	600	1200
1	4	NEZ45810BA	NEZ45810BP	45U	800	1000	1	4	NEZ45810BAEX	NEZ45810BPEX	45U	800	1000
1	4	NEZ45811BA	NEZ45811BP	45U	800	1100	1	4	NEZ45811BAEX	NEZ45811BPEX	45U	800	1100
1	4	NEZ45812BA	NEZ45812BP	45U	800	1200	1	4	NEZ45812BAEX	NEZ45812BPEX	45U	800	1200
1	4	NEZ47610BA	NEZ47610BP	47U	600	1000	1	4	NEZ47610BAEX	NEZ47610BPEX	47U	600	1000
1	4	NEZ47611BA	NEZ47611BP	47U	600	1100	1	4	NEZ47611BAEX	NEZ47611BPEX	47U	600	1100
1	4	NEZ47612BA	NEZ47612BP	47U	600	1200	1	4	NEZ47612BAEX	NEZ47612BPEX	47U	600	1200
1	4	NEZ47810BA	NEZ47810BP	47U	800	1000	1	4	NEZ47810BAEX	NEZ47810BPEX	47U	800	1000
1	4	NEZ47811BA	NEZ47811BP	47U	800	1100	1	4	NEZ47811BAEX	NEZ47811BPEX	47U	800	1100
1	4	NEZ47812BA	NEZ47812BP	47U	800	1200	1	4	NEZ47812BAEX	NEZ47812BPEX	47U	800	1200
1	4	NEZ48610BA	NEZ48610BP	48U	600	1000	1	4	NEZ48610BAEX	NEZ48610BPEX	48U	600	1000
1	4	NEZ48611BA	NEZ48611BP	48U	600	1100	1	4	NEZ48611BAEX	NEZ48611BPEX	48U	600	1100
1	4	NEZ48612BA	NEZ48612BP	48U	600	1200	1	4	NEZ48612BAEX	NEZ48612BPEX	48U	600	1200
1	4	NEZ48810BA	NEZ48810BP	48U	800	1000	1	4	NEZ48810BAEX	NEZ48810BPEX	48U	800	1000
1	4	NEZ48811BA	NEZ48811BP	48U	800	1100	1	4	NEZ48811BAEX	NEZ48811BPEX	48U	800	1100
1	4	NEZ48812BA	NEZ48812BP	48U	800	1200	1	4	NEZ48812BAEX	NEZ48812BPEX	48U	800	1200
1	4	NEZ50610BA	NEZ50610BP	50U	600	1000	1	4	NEZ50610BAEX	NEZ50610BPEX	50U	600	1000
1	4	NEZ50611BA	NEZ50611BP	50U	600	1100	1	4	NEZ50611BAEX	NEZ50611BPEX	50U	600	1100
1	4	NEZ50612BA	NEZ50612BP	50U	600	1200	1	4	NEZ50612BAEX	NEZ50612BPEX	50U	600	1200
1	4	NEZ50810BA	NEZ50810BP	50U	800	1000	1	4	NEZ50810BAEX	NEZ50810BPEX	50U	800	1000
1	4	NEZ50811BA	NEZ50811BP	50U	800	1100	1	4	NEZ50811BAEX	NEZ50811BPEX	50U	800	1100
1	4	NEZ50812BA	NEZ50812BP	50U	800	1200	1	4	NEZ50812BAEX	NEZ50812BPEX	50U	800	1200
1	4	NEZ52610BA	NEZ52610BP	52U	600	1000	1	4	NEZ52610BAEX	NEZ52610BPEX	52U	600	1000
1	4	NEZ52611BA	NEZ52611BP	52U	600	1100	1	4	NEZ52611BAEX	NEZ52611BPEX	52U	600	1100
1	4	NEZ52612BA	NEZ52612BP	52U	600	1200	1	4	NEZ52612BAEX	NEZ52612BPEX	52U	600	1200
1	4	NEZ52810BA	NEZ52810BP	52U	800	1000	1	4	NEZ52810BAEX	NEZ52810BPEX	52U	800	1000
1	4	NEZ52811BA	NEZ52811BP	52U	800	1100	1	4	NEZ52811BAEX	NEZ52811BPEX	52U	800	1100
1	4	NEZ52812BA	NEZ52812BP	52U	800	1200	1	4	NEZ52812BAEX	NEZ52812BPEX	52U	800	1200

1: To change the back single door to a bi-fold door on a 600mm width rack, add suffix "-BF" to the part number of the rack  
For example : NEZ45612BA with a back bi-fold door becomes NEZ45612BA-BF




# Legrand EzRak 2.0 future ready server cabinet


## Side Panels



EZCP4510B



EZSP4510B




EZFP5010B

Pack	Cat.Nos	<b>Colocation panel with 4 openings</b>	
		4 Cable entries (2 with brush and 2 blanked) Color: Black Textured (RAL 9005)	
		Capacity	Depth (mm)
1	EZCP4210B	42U	1000
1	EZCP4211B	42U	1100
1	EZCP4212B	42U	1200
1	EZCP4510B	45U	1000
1	EZCP4511B	45U	1100
1	EZCP4512B	45U	1200
1	EZCP4710B	47U	1000
1	EZCP4711B	47U	1100
1	EZCP4712B	47U	1200
1	EZCP4810B	48U	1000
1	EZCP4811B	48U	1100
1	EZCP4812B	48U	1200
1	EZCP5010B	50U	1000
1	EZCP5011B	50U	1100
1	EZCP5012B	50U	1200
1	EZCP5210B	52U	1000
1	EZCP5211B	52U	1100
1	EZCP5212B	52U	1200
		<b>Future Proof Side Panel</b>	
		Side panel with 4 sliding openings and brushed cable entries. Comes with 2 quick push release (lock not supplied) Color: Black Textured (RAL 9005)	
		Capacity	Depth (mm)
1	EZFP4210B	42U	1000
1	EZFP4211B	42U	1100
1	EZFP4212B	42U	1200
1	EZFP4510B	45U	1000
1	EZFP4511B	45U	1100
1	EZFP4512B	45U	1200
1	EZFP4710B	47U	1000
1	EZFP4711B	47U	1100
1	EZFP4712B	47U	1200
1	EZFP4810B	48U	1000
1	EZFP4811B	48U	1100
1	EZFP4812B	48U	1200
1	EZFP5010B	50U	1000
1	EZFP5011B	50U	1100
1	EZFP5012B	50U	1200
1	EZFP5210B	52U	1000
1	EZFP5211B	52U	1100
1	EZFP5212B	52U	1200


Pack	Cat.Nos	<b>Plain side panel</b>	
		Side panel without lock (optional) With 2 quick push release Color: Black Textured (RAL 9005)	
		Capacity	Depth (mm)
1	EZSP4210B	42U	1000
1	EZSP4211B	42U	1100
1	EZSP4212B	42U	1200
1	EZSP4510B	45U	1000
1	EZSP4511B	45U	1100
1	EZSP4512B	45U	1200
1	EZSP4710B	47U	1000
1	EZSP4711B	47U	1100
1	EZSP4712B	47U	1200
1	EZSP4810B	48U	1000
1	EZSP4811B	48U	1100
1	EZSP4812B	48U	1200
1	EZSP5010B	50U	1000
1	EZSP5011B	50U	1100
1	EZSP5012B	50U	1200
1	EZSP5210B	52U	1000
1	EZSP5211B	52U	1100
1	EZSP5212B	52U	1200
		<b>Accessories for panel</b>	
1	CAML01	Lock for 1 side panel, supplied with 2 keys.	
1	BRUSH38	Set of 2 brushes for 380mm cable entry for colocation panel	
1	CVR38B	Set of 2 blanking panels for colocation panel	

# Legrand EzRak 2.0 future ready server cabinet

## Air Flow Management Kits and other accessories



EZP610B



EZABT600B



EZABS45B

Pack	Cat.Nos	Airflow Management Accessories
10 5	EZBP1UB	<b>19" ABS blanking plates</b> Toolless installation blanking panel for airflow management Operating Temperature: -40°C to 100°C Color: Black
	EZBP3UB	EZSnap 1U BLANK PANEL EZSnap 3U BLANK PANEL
1 1	EZABT600B	<b>Airflow Baffles</b> To further minimise air leakage and prevent mixing of air, Recommended for use in high density installations to enhance cooling efficiency
	EZABT800B	<b>Top and bottom baffle plates</b> 1 pair for 600mm width rack - black color 1 pair for 800mm width rack - black color
1 1 1 1 1 1	EZABS42B	<b>Side baffle accessories</b> <b>Brush to cover gap between panel mount and side panel (for 600mm &amp; 800mm width rack)</b> 42 U - 1 Pair with brush
	EZABS45B	45 U - 1 Pair with brush
	EZABS47B	47 U - 1 Pair with brush
	EZABS48B	48 U - 1 Pair with brush
	EZABS50B	50 U - 1 Pair with brush
	EZABS52B	52 U - 1 Pair with brush
1 1 1 1 1 1	EZSBS42B	<b>Brush to cover openings at windows (for 800mm width rack only)</b> 42 U - 1 Pair of brush
	EZSBS45B	45 U - 1 Pair of brush
	EZSBS47B	47 U - 1 Pair of brush
	EZSBS48B	48 U - 1 Pair of brush
	EZSBS50B	50 U - 1 Pair of brush
	EZSBS52B	52 U - 1 Pair of brush


Pack	Cat.Nos	Airflow Management Trim Kit
1 1 1 1 1 1	EZTK42B	To prevent mixing of air from 2 adjacent racks Color: Black Textured (RAL 9005) 42 U
	EZTK45B	45 U
	EZTK47B	47 U
	EZTK48B	48 U
	EZTK50B	50 U
	EZTK52B	52 U
1 1 1	EZBP610B	<b>Bottom plate with cable entry for EzRak 2.0</b> Color: Black Textured (RAL 9005) For rack 600 x 1000
	EZBP611B	For rack 600 x 1100
	EZBP612B	For rack 600 x 1200
1 1 1	EZBP810B	For rack 800 x 1000
	EZBP811B	For rack 800 x 1100
	EZBP812B	For rack 800 x 1200
1	EZBUK01B	<b>Bay-up kit</b> EZ Rack standard bay up kit for joining 2 racks Consists of 4 bay up plates (Top and bottom, front and back)
1 1 1 1 1 1	EZP610B	<b>Plinths</b> Complete set consisting of 4 corners blocks and 4 removables plates Height 100 mm 600 x 1000
	EZP611B	600 x 1100
	EZP612B	600 x 1200
	EZP810B	800 x 1000
	EZP811B	800 x 1100
	EZP812B	800 x 1200

# Legrand EzRak 2.0 future ready server cabinet


## Cable Management and other accessories



EZCMC42B



EZCMA42B



EZCT42B




EZPDUMB

Pack	Cat.Nos	Cable Management Accessories
		<b>Cable management ABS Windows</b> Complete set for 2 reducing channel (Left and Right) For 800mm width racks only (Black)
1	EZCMW42B	For 42 U or 45 U rack (2 x 9 pieces)
1	EZCMW47B	For 47 U or 50 U rack (2 x 10 pieces)
1	EZCMW52B	For 52 U rack (2 x 11 pieces)
		<b>Cable management ABS Bobins</b> Complete set for 2 reducing channel For 800mm width racks only (Black)
1	EZCMB42B	For 42 U or 45 U rack (2 x 9 pieces)
1	EZCMB47B	For 47 U or 50 U rack (2 x 10 pieces)
1	EZCMB52B	For 52 U rack (2 x 11 pieces)
		<b>Cable management ABS fingers</b> Complete set for 2 reducing channel (Left and Right) For 800mm width racks only
1	EZCMA42B	42 U
1	EZCMA45B	45 U
1	EZCMA47B	47 U
1	EZCMA48B	48 U
1	EZCMA50B	50 U
1	EZCMA52B	52 U
		<b>Cable management ABS fingers with cover</b> Complete set for 2 reducing channel For 800mm width racks only
1	EZCMC42B	42 U
1	EZCMC45B	45 U
1	EZCMC47B	47 U
1	EZCMC48B	48 U
1	EZCMC50B	50 U
1	EZCMC52B	52 U

Pack	Cat.Nos	Vertical Cable Rings
1	EZCARI42B	Suitable for racks of 600mm Width (For rack height 42U) - set of 2
1	EZCARI45B	Suitable for racks of 600mm Width (For rack height 45U to 47U) - set of 2
1	EZCARI48B	Suitable for racks of 600mm Width (For rack height 48U to 52U) - set of 2
		<b>Cable tray</b>
1	EZCT42B	8 inches cable tray (For rack height 42U)
1	EZCT45B	8 inches cable tray (For rack height 45U to 47U)
1	EZCT48B	8 inches cable tray (For rack height 48U to 52U)
		<b>Brush for top panel cable entry</b> UL fire rated clip-on brush (UL 94-V0)
1	EZBRUSH84	840mm Length
		<b>PDU Mounting Bracket</b> For quick fixing buttons PDU
1	EZPDUMB	Universal mounting bracket (Set of 2)
1	EZPDUVB	Vertical Mounting Bracket (Set of 2)
		<b>Chasis runner</b> Set of 2 complete with bolts & nuts / Black color
1	EZCSR36B	Chasis Runner 363mm
1	EZCSR47B	Chasis Runner 463mm
1	EZCSR56B	Chasis Runner 563mm
1	EZCSR66B	Chasis Runner 663mm
1	EZCSR76B	Chasis Runner 763mm

# Legrand EzRak 2.0 future ready server cabinet

## Stand Alone and Extension Cabinets



NEZ45612WA

Future ready server rack cabinet suitable for use with patching, network and server equipment.  
 Stand-alone racks come with quick release side panels / Extension racks comes with bay-up kit but without side panels  
 Supplied with 2 single doors (600 mm width<sup>1</sup>) or 1 single door & 1 double-leaf door (800 mm) - Standard door lock supplied with 02 Keys.  
 Fully perforated honeycomb door with up to 82% ventilation.  
 Top panel comes with 2 cable entries with brush.  
 Racks are equipped with 2 pairs panel mounts (front and back) with "U" markings.  
 Supplied with one 8" cable tray for racks of 600 mm width and two 8" cable trays for racks of 800 mm width.  
 Racks supplied with 4 levelling feet & 50 cage nuts and screws.  
 Static weight load: 1,800 Kg  
 Future Ready: Rack ready for seamless access control upgrade.  
 Color : White (RAL 9016)

Pack		Cat.Nos		EzRak 2.0 - Stand alone rack			Pack		Cat.Nos		EzRak 2.0 - Extension rack		
		Assembled	Flatpack	Capacity	Width (mm)	Depth (mm)			Assembled	Flatpack	Capacity	Width (mm)	Depth (mm)
1	4	NEZ42610WA	NEZ42610WP	42U	600	1000	1	4	NEZ42610WAEX	NEZ42610WPEX	42U	600	1000
1	4	NEZ42611WA	NEZ42611WP	42U	600	1100	1	4	NEZ42611WAEX	NEZ42611WPEX	42U	600	1100
1	4	NEZ42612WA	NEZ42612WP	42U	600	1200	1	4	NEZ42612WAEX	NEZ42612WPEX	42U	600	1200
1	4	NEZ42810WA	NEZ42810WP	42U	800	1000	1	4	NEZ42810WAEX	NEZ42810WPEX	42U	800	1000
1	4	NEZ42811WA	NEZ42811WP	42U	800	1100	1	4	NEZ42811WAEX	NEZ42811WPEX	42U	800	1100
1	4	NEZ42812WA	NEZ42812WP	42U	800	1200	1	4	NEZ42812WAEX	NEZ42812WPEX	42U	800	1200
1	4	NEZ45610WA	NEZ45610WP	45U	600	1000	1	4	NEZ45610WAEX	NEZ45610WPEX	45U	600	1000
1	4	NEZ45611WA	NEZ45611WP	45U	600	1100	1	4	NEZ45611WAEX	NEZ45611WPEX	45U	600	1100
1	4	NEZ45612WA	NEZ45612WP	45U	600	1200	1	4	NEZ45612WAEX	NEZ45612WPEX	45U	600	1200
1	4	NEZ45810WA	NEZ45810WP	45U	800	1000	1	4	NEZ45810WAEX	NEZ45810WPEX	45U	800	1000
1	4	NEZ45811WA	NEZ45811WP	45U	800	1100	1	4	NEZ45811WAEX	NEZ45811WPEX	45U	800	1100
1	4	NEZ45812WA	NEZ45812WP	45U	800	1200	1	4	NEZ45812WAEX	NEZ45812WPEX	45U	800	1200
1	4	NEZ47610WA	NEZ47610WP	47U	600	1000	1	4	NEZ47610WAEX	NEZ47610WPEX	47U	600	1000
1	4	NEZ47611WA	NEZ47611WP	47U	600	1100	1	4	NEZ47611WAEX	NEZ47611WPEX	47U	600	1100
1	4	NEZ47612WA	NEZ47612WP	47U	600	1200	1	4	NEZ47612WAEX	NEZ47612WPEX	47U	600	1200
1	4	NEZ47810WA	NEZ47810WP	47U	800	1000	1	4	NEZ47810WAEX	NEZ47810WPEX	47U	800	1000
1	4	NEZ47811WA	NEZ47811WP	47U	800	1100	1	4	NEZ47811WAEX	NEZ47811WPEX	47U	800	1100
1	4	NEZ47812WA	NEZ47812WP	47U	800	1200	1	4	NEZ47812WAEX	NEZ47812WPEX	47U	800	1200
1	4	NEZ48610WA	NEZ48610WP	48U	600	1000	1	4	NEZ4861WAEX	NEZ48610WPEX	48U	600	1000
1	4	NEZ48611WA	NEZ48611WP	48U	600	1100	1	4	NEZ48611WAEX	NEZ48611WPEX	48U	600	1100
1	4	NEZ48612WA	NEZ48612WP	48U	600	1200	1	4	NEZ48612WAEX	NEZ48612WPEX	48U	600	1200
1	4	NEZ48810WA	NEZ48810WP	48U	800	1000	1	4	NEZ48810WAEX	NEZ48810WPEX	48U	800	1000
1	4	NEZ48811WA	NEZ48811WP	48U	800	1100	1	4	NEZ48811WAEX	NEZ48811WPEX	48U	800	1100
1	4	NEZ48812WA	NEZ48812WP	48U	800	1200	1	4	NEZ48812WAEX	NEZ48812WPEX	48U	800	1200
1	4	NEZ50610WA	NEZ50610WP	50U	600	1000	1	4	NEZ50610WAEX	NEZ50610WPEX	50U	600	1000
1	4	NEZ50611WA	NEZ50611WP	50U	600	1100	1	4	NEZ50611WAEX	NEZ50611WPEX	50U	600	1100
1	4	NEZ50612WA	NEZ50612WP	50U	600	1200	1	4	NEZ50612WAEX	NEZ50612WPEX	50U	600	1200
1	4	NEZ50810WA	NEZ50810WP	50U	800	1000	1	4	NEZ50810WAEX	NEZ50810WPEX	50U	800	1000
1	4	NEZ50811WA	NEZ50811WP	50U	800	1100	1	4	NEZ50811WAEX	NEZ50811WPEX	50U	800	1100
1	4	NEZ50812WA	NEZ50812WP	50U	800	1200	1	4	NEZ50812WAEX	NEZ50812WPEX	50U	800	1200
1	4	NEZ52610WA	NEZ52610WP	52U	600	1000	1	4	NEZ52610WAEX	NEZ52610WPEX	52U	600	1000
1	4	NEZ52611WA	NEZ52611WP	52U	600	1100	1	4	NEZ52611WAEX	NEZ52611WPEX	52U	600	1100
1	4	NEZ52612WA	NEZ52612WP	52U	600	1200	1	4	NEZ52612WAEX	NEZ52612WPEX	52U	600	1200
		NEZ52810WA	NEZ52810WP	52U	800	1000	1	4	NEZ52810WAEX	NEZ52810WPEX	52U	800	1000
		NEZ52811WA	NEZ52811WP	52U	800	1100	1	4	NEZ52811WAEX	NEZ52811WPEX	52U	800	1100
		NEZ52812WA	NEZ52812WP	52U	800	1200	1	4	NEZ52812WAEX	NEZ52812WPEX	52U	800	1200

<sup>1</sup>: To change the back single door to a bi-fold door on a 600mm width rack, add suffix "-BF" to the part number of the rack  
 For example : NEZ45612BA with a back bi-fold door becomes NEZ45612BA-BF

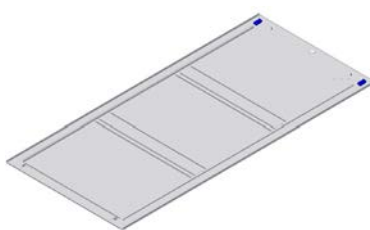


# Legrand EzRak 2.0 future ready server cabinet

## Side Panels



EZCP4510W



EZSP4510W



EZFP5010W

Pack	Cat.Nos	<b>Colocation panel with 4 openings</b>	
		4 Cable entries (2 with brush and 2 blanked) Color : White (RAL 9016)	

		Capacity	Depth (mm)
1	EZCP4210W	42U	1000
1	EZCP4211W	42U	1100
1	EZCP4212W	42U	1200
1	EZCP4510W	45U	1000
1	EZCP4511W	45U	1100
1	EZCP4512W	45U	1200
1	EZCP4710W	47U	1000
1	EZCP4711W	47U	1100
1	EZCP4712W	47U	1200
1	EZCP4810W	48U	1000
1	EZCP4811W	48U	1100
1	EZCP4812W	48U	1200
1	EZCP5010W	50U	1000
1	EZCP5011W	50U	1100
1	EZCP5012W	50U	1200
1	EZCP5210W	52U	1000
1	EZCP5211W	52U	1100
1	EZCP5212W	52U	1200

### Future Proof Side Panel

Side panel with 4 sliding openings and brushed cable entries. Comes with 2 quick push release (lock not supplied)  
Color : White (RAL 9016)

		Capacity	Depth (mm)
1	EZFP4210W	42U	1000
1	EZFP4211W	42U	1100
1	EZFP4212W	42U	1200
1	EZFP4510W	45U	1000
1	EZFP4511W	45U	1100
1	EZFP4512W	45U	1200
1	EZFP4710W	47U	1000
1	EZFP4711W	47U	1100
1	EZFP4712W	47U	1200
1	EZFP4810W	48U	1000
1	EZFP4811W	48U	1100
1	EZFP4812W	48U	1200
1	EZFP5010W	50U	1000
1	EZFP5011W	50U	1100
1	EZFP5012W	50U	1200
1	EZFP5210W	52U	1000
1	EZFP5211W	52U	1100
1	EZFP5212W	52U	1200

Pack	Cat.Nos	<b>Plain side panel</b>	
		Side panel without lock (optional) With 2 quick push release Color : White (RAL 9016)	

		Capacity	Depth (mm)
1	EZSP4210W	42U	1000
1	EZSP4211W	42U	1100
1	EZSP4212W	42U	1200
1	EZSP4510W	45U	1000
1	EZSP4511W	45U	1100
1	EZSP4512W	45U	1200
1	EZSP4710W	47U	1000
1	EZSP4711W	47U	1100
1	EZSP4712W	47U	1200
1	EZSP4810W	48U	1000
1	EZSP4811W	48U	1100
1	EZSP4812W	48U	1200
1	EZSP5010W	50U	1000
1	EZSP5011W	50U	1100
1	EZSP5012W	50U	1200
1	EZSP5210W	52U	1000
1	EZSP5211W	52U	1100
1	EZSP5212W	52U	1200

### Accessories for panel

1	CAML01	Lock for 1 side panel, supplied with 2 keys
1	BRUSH38	Set of 2 brushes for 380mm cable entry for colocation panel
1	CVR38W	Set of 2 blanking panels for colocation panel

# Legrand EzRak 2.0 future ready server cabinet

## Air Flow Management Kits and other accessories



EZP610W  
Base Plinth



EZABT600W  
Top and Bottom Cover for Air Management



EZABS45W  
Brush to cover gap between the  
panel mount and side panel

Pack	Cat.Nos	
10	EZBP1UW	<b>Airflow Management Accessories</b> <b>19" ABS blanking plates</b> Toolless installation blanking plates for airflow management Operating Temperature: -40oC to 100oC Color: White
		EZSnap 1U BLANK PANEL
		<b>Airflow Baffles</b> To further minimise air leakage and prevent mixing of air, Recommended for use in high density installations to enhance cooling efficiency
1	EZABT600W	<b>Top and bottom baffle plates</b> 1 pair for 600mm width rack - white color
1	EZABT800W	1 pair for 800mm width rack - white color
		<b>Side baffle accessories</b> <b>Brush to cover gap between panel mount and side panel (for 600mm &amp; 800mm width rack)</b>
1	EZABS42W	42 U - 1 Pair with brush
1	EZABS45W	45 U - 1 Pair with brush
1	EZABS47W	47 U - 1 Pair with brush
1	EZABS48W	48 U - 1 Pair with brush
1	EZABS50W	50 U - 1 Pair with brush
1	EZABS52W	52 U - 1 Pair with brush
		<b>Brush to cover openings at windows (for 800mm width rack only)</b>
1	EZSBS42B	42 U - 1 Pair of brush
1	EZSBS45B	45 U - 1 Pair of brush
1	EZSBS47B	47 U - 1 Pair of brush
1	EZSBS48B	48 U - 1 Pair of brush
1	EZSBS50B	50 U - 1 Pair of brush
1	EZSBS52B	52 U - 1 Pair of brush


Pack	Cat.Nos	<b>Airflow Management Trim Kit</b>
To prevent mixing of air from 2 adjacent racks Color : White (RAL 9016)		
1	EZTK42W	42 U
1	EZTK45W	45 U
1	EZTK47W	47 U
1	EZTK48W	48 U
1	EZTK50W	50 U
1	EZTK52W	52 U
<b>Bottom plate with cable entry for EzRak 2.0</b>		
Color : White (RAL 9016)		
1	EZBP610W	For rack 600 x 1000
1	EZBP611W	For rack 600 x 1100
1	EZBP612W	For rack 600 x 1200
1	EZBP810W	For rack 800 x 1000
1	EZBP811W	For rack 800 x 1100
1	EZBP812W	For rack 800 x 1200
<b>Bay-up kit</b>		
1	EZBUK01W	EZRack standard bay up kit for joining 2 racks Consists of 4 bay up plates (Top and bottom, front and back)
<b>Plinths</b>		
Complete set consisting of 4 corners blocks and 4 removables plates Height 100 mm		
1	EZP610W	600 x 1000
1	EZP611W	600 x 1100
1	EZP612W	600 x 1200
1	EZP810W	800 x 1000
1	EZP811W	800 x 1100
1	EZP812W	800 x 1200

# Legrand EzRak 2.0 future ready server cabinet


## Cable Management and other accessories



EZCMC42W  
Cable management ABS fingers  
with cover



EZCMA42W  
Cable management ABS  
Fingers



EZCT42W  
Cable Tray



EZPDUMW

Pack	Cat.Nos	Cable Management Accessories
		<b>Cable management ABS Windows</b>
		Complete set for 2 reducing channel (Left and Right) For 800mm width racks only (RAL 7035)
1	EZCMW42W	For 42 U or 45 U rack (2 x 9 pieces)
1	EZCMW47W	For 47 U or 50 U rack (2 x 10 pieces)
1	EZCMW52W	For 52 U rack (2 x 11 pieces)
		<b>Cable management ABS Bobins</b>
		Complete set for 2 reducing channel For 800mm width racks only (RAL 7035)
1	EZCMB42W	For 42 U or 45 U rack (2 x 9 pieces)
1	EZCMB47W	For 47 U or 50 U rack (2 x 10 pieces)
1	EZCMB52W	For 52 U rack (2 x 11 pieces)
		<b>Cable management ABS fingers</b>
		Complete set for 2 reducing channel (Left and Right) For 800mm width racks only
1	EZCMA42W	42 U
1	EZCMA45W	45 U
1	EZCMA47W	47 U
1	EZCMA48W	48 U
1	EZCMA50W	50 U
1	EZCMA52W	52 U
		<b>Cable management ABS fingers with cover</b>
		Complete set for 2 reducing channel For 800mm width racks only
1	EZCMC42W	42 U
1	EZCMC45W	45 U
1	EZCMC47W	47 U
1	EZCMC48W	48 U
1	EZCMC50W	50 U
1	EZCMC52W	52 U

Pack	Cat.Nos	Vertical Cable Rings
1	EZCARI42W	Suitable for racks of 600mm Width (For rack height 42U) - set of 2
1	EZCARI45W	Suitable for racks of 600mm Width (For rack height 45U to 47U) - set of 2
1	EZCARI48W	Suitable for racks of 600mm Width (For rack height 48U to 52U) - set of 2
		<b>Cable tray</b>
1	EZCT42W	8 inches cable tray (For rack height 42U)
1	EZCT45W	8 inches cable tray (For rack height 45U to 47U)
1	EZCT48W	8 inches cable tray (For rack height 48U to 52U)
		<b>Brush for top a panel cable entry</b>
1	EZBRUSH84	UL fire rated clip-on brush (UL 94-V0) 840mm Length
		<b>PDU Mounting Bracket</b>
1	EZPDUMW	For quick fixing buttons PDU Universal mounting bracket (Set of 2)
1	EZPDUVW	Vertical Mounting Bracket (Set of 2)
		<b>Chasis runner</b>
		Set of 2 complete with bolts & nuts / Black color
1	EZCSR36W	Chasis Runner 363mm
1	EZCSR47W	Chasis Runner 463mm
1	EZCSR56W	Chasis Runner 563mm
1	EZCSR66W	Chasis Runner 663mm
1	EZCSR76W	Chasis Runner 763mm

# Legrand EzRak 2.0 future ready server cabinet

## Common Accessories



CSW800

EZHDFT01

0 465 10

EZCMH1U

Pack	Cat.Nos	Castor Wheels/Feet
1	CSWB00	Set of 4 castor wheel with lock
4	AJF45	Adjustable Feet 45mm
Grounding Accessories		
1	CU-Earth	Copper bar with isolated support for grounding
1	ESD-Button	ESD Grounding jack Comes with 5m of grounding cable
Sliding tray		
1	046510	Colour: Black (RAL 9005) Loading Capacity 50kg 1U Telescopic Tray Shelf depth 625mm for depth 1000mm, 1100mm, 1200mm
Heavy duty fixed tray		
1	EZHDFT01	200kg Loading Capacity For all racks 42U to 52U Heavy duty tray for rack 1000mm depth
1	EZHDFT02	Heavy duty tray for rack 1100mm depth
1	EZHDFT03	Heavy duty tray for rack 1200mm depth
Horizontal cable manager - 19"		
1	EZCMH1U	Cable manager



# Legrand EzRak 2.0 future ready server cabinet

## Build your own rack : Cabinet Structure



NEZ45612BCA



NEZ45612BWCA


Server rack structure suitable for use with patching, network and server equipment.  
 Server rack structure are equipped with 2 pairs of panel mounts with "U" markings  
 Server rack structure supplied with 50 cage nuts and screws  
 Static weight load : 1,800 Kg  
 Supplied with 4 levelling feet  
 Color : Black textured (RAL 9005) / White (RAL 9016)

Pack		Cat.Nos		EzRak 2.0 - Server rack structure		
		Assembled	Flatpack	Capacity	Width (mm)	Depth (mm)
1	1	NEZ42610BCA	NEZ42610BCP	42U	600	1000
1	1	NEZ42611BCA	NEZ42611BCP	42U	600	1100
1	1	NEZ42612BCA	NEZ42612BCP	42U	600	1200
1	1	NEZ42810BCA	NEZ42810BCP	42U	800	1000
1	1	NEZ42811BCA	NEZ42811BCP	42U	800	1100
1	1	NEZ42812BCA	NEZ42812BCP	42U	800	1200
1	1	NEZ45610BCA	NEZ45610BCP	45U	600	1000
1	1	NEZ45611BCA	NEZ45611BCP	45U	600	1100
1	1	NEZ45612BCA	NEZ45612BCP	45U	600	1200
1	1	NEZ45810BCA	NEZ45810BCP	45U	800	1000
1	1	NEZ45811BCA	NEZ45811BCP	45U	800	1100
1	1	NEZ45812BCA	NEZ45812BCP	45U	800	1200
1	1	NEZ47610BCA	NEZ47610BCP	47U	600	1000
1	1	NEZ47611BCA	NEZ47611BCP	47U	600	1100
1	1	NEZ47612BCA	NEZ47612BCP	47U	600	1200
1	1	NEZ47810BCA	NEZ47810BCP	47U	800	1000
1	1	NEZ47811BCA	NEZ47811BCP	47U	800	1100
1	1	NEZ47812BCA	NEZ47812BCP	47U	800	1200
1	1	NEZ48610BCA	NEZ48610BCP	48U	600	1000
1	1	NEZ48611BCA	NEZ48611BCP	48U	600	1100
1	1	NEZ48612BCA	NEZ48612BCP	48U	600	1200
1	1	NEZ48810BCA	NEZ48810BCP	48U	800	1000
1	1	NEZ48811BCA	NEZ48811BCP	48U	800	1100
1	1	NEZ48812BCA	NEZ48812BCP	48U	800	1200
1	1	NEZ50610BCA	NEZ50610BCP	50U	600	1000
1	1	NEZ50611BCA	NEZ50611BCP	50U	600	1100
1	1	NEZ50612BCA	NEZ50612BCP	50U	600	1200
1	1	NEZ50810BCA	NEZ50810BCP	50U	800	1000
1	1	NEZ50811BCA	NEZ50811BCP	50U	800	1100
1	1	NEZ50812BCA	NEZ50812BCP	50U	800	1200
1	1	NEZ52610BCA	NEZ52610BCP	52U	600	1000
1	1	NEZ52611BCA	NEZ52611BCP	52U	600	1100
1	1	NEZ52612BCA	NEZ52612BCP	52U	600	1200
1	1	NEZ52810BCA	NEZ52810BCP	52U	800	1000
1	1	NEZ52811BCA	NEZ52811BCP	52U	800	1100
1	1	NEZ52812BCA	NEZ52812BCP	52U	800	1200


Pack		Cat.Nos		EzRak 2.0 - Server rack structure		
		Assembled	Flatpack	Capacity	Width (mm)	Depth (mm)
1	1	NEZ42610WCA	NEZ42610WCP	42U	600	1000
1	1	NEZ42611WCA	NEZ42611WCP	42U	600	1100
1	1	NEZ42612WCA	NEZ42612WCP	42U	600	1200
1	1	NEZ42810WCA	NEZ42810WCP	42U	800	1000
1	1	NEZ42811WCA	NEZ42811WCP	42U	800	1100
1	1	NEZ42812WCA	NEZ42812WCP	42U	800	1200
1	1	NEZ45610WCA	NEZ45610WCP	45U	600	1000
1	1	NEZ45611WCA	NEZ45611WCP	45U	600	1100
1	1	NEZ45612WCA	NEZ45612WCP	45U	600	1200
1	1	NEZ45810WCA	NEZ45810WCP	45U	800	1000
1	1	NEZ45811WCA	NEZ45811WCP	45U	800	1100
1	1	NEZ45812WCA	NEZ45812WCP	45U	800	1200
1	1	NEZ47610WCA	NEZ47610WCP	47U	600	1000
1	1	NEZ47611WCA	NEZ47611WCP	47U	600	1100
1	1	NEZ47612WCA	NEZ47612WCP	47U	600	1200
1	1	NEZ47810WCA	NEZ47810WCP	47U	800	1000
1	1	NEZ47811WCA	NEZ47811WCP	47U	800	1100
1	1	NEZ47812WCA	NEZ47812WCP	47U	800	1200
1	1	NEZ48610WCA	NEZ48610WCP	48U	600	1000
1	1	NEZ48611WCA	NEZ48611WCP	48U	600	1100
1	1	NEZ48612WCA	NEZ48612WCP	48U	600	1200
1	1	NEZ48810WCA	NEZ48810WCP	48U	800	1000
1	1	NEZ48811WCA	NEZ48811WCP	48U	800	1100
1	1	NEZ48812WCA	NEZ48812WCP	48U	800	1200
1	1	NEZ50610WCA	NEZ50610WCP	50U	600	1000
1	1	NEZ50611WCA	NEZ50611WCP	50U	600	1100
1	1	NEZ50612WCA	NEZ50612WCP	50U	600	1200
1	1	NEZ50810WCA	NEZ50810WCP	50U	800	1000
1	1	NEZ50811WCA	NEZ50811WCP	50U	800	1100
1	1	NEZ50812WCA	NEZ50812WCP	50U	800	1200
1	1	NEZ52610WCA	NEZ52610WCP	52U	600	1000
1	1	NEZ52611WCA	NEZ52611WCP	52U	600	1100
1	1	NEZ52612WCA	NEZ52612WCP	52U	600	1200
1	1	NEZ52810WCA	NEZ52810WCP	52U	800	1000
1	1	NEZ52811WCA	NEZ52811WCP	52U	800	1100
1	1	NEZ52812WCA	NEZ52812WCP	52U	800	1200

# Legrand EzRak 2.0 future ready server cabinet

## Build your own rack : Doors and Covers



NEZTCP611B  
Top Cover (Plain)



NEZTCV611B  
Top Cover (Vented)



EZFTR811B

Pack	Cat. Nos		Top cover - Plain	
			Plain top cover comes with 2 openings (with fire rated brush) for data and power cables	
	<b>Black</b>	<b>White</b>		
1	NEZTCP610B	NEZTCP610W	600	1000
1	NEZTCP611B	NEZTCP611W	600	1100
1	NEZTCP612B	NEZTCP612W	600	1200
1	NEZTCP810B	NEZTCP810W	800	1000
1	NEZTCP811B	NEZTCP811W	800	1100
1	NEZTCP812B	NEZTCP812W	800	1200
<b>Top cover - Vented</b> Does not include fan tray or fan				
			Capacity	Width (mm)
1	NEZTCV610B	NEZTCV610W	600	1000
1	NEZTCV611B	NEZTCV611W	600	1100
1	NEZTCV612B	NEZTCV612W	600	1200
1	NEZTCV810B	NEZTCV810W	800	1000
1	NEZTCV811B	NEZTCV811W	800	1100
1	NEZTCV812B	NEZTCV812W	800	1200
<b>Fan tray</b> Each Fan tray can be fitted with up to 4 fans Can be installed in 1000, 1100 or 1200 depth racks Exhaust fan to be individually ordered				
1	EZFTR610B	EZFTR610W	Fan Tray for 600 x 1000	
1	EZFTR611B	EZFTR611W	Fan Tray for 600 x 1100	
1	EZFTR612B	EZFTR612W	Fan Tray for 600 x 1200	
1	EZFTR810B	EZFTR810W	Fan Tray for 800 x 1000	
1	EZFTR811B	EZFTR811W	Fan Tray for 800 x 1100	
1	EZFTR812B	EZFTR812W	Fan Tray for 800 x 1200	
1	EZFO01		4" Exhaust fan (Not included with fan tray)	
1	EZFTRPBS		Power cord for fan tray 1.2m - BS plug	
1	EZFTRPC14		Power cord for fan tray 1.8m - C14 plug	

Pack	Cat.Nos		Doors		
			Doors comes without lock (to be ordered separately) Future ready doors Bi-fold door comes complete with a 2 point lock system		
	<b>Black</b>	<b>White</b>	Capacity	Width (mm)	
1	EZSPS4260FB	EZSPS4260FW	42U	600	Single
1	EZSPB4260FB	EZSPB4260FW	42U	600	Bi-fold
1	EZSPS4280FB	EZSPS4280FW	42U	800	Single
1	EZSPB4280FB	EZSPB4280FW	42U	800	Bi-fold
1	EZSPS4560FB	EZSPS4560FW	45U	600	Single
1	EZSPB4560FB	EZSPB4560FW	45U	600	Bi-fold
1	EZSPS4580FB	EZSPS4580FW	45U	800	Single
1	EZSPB4580FB	EZSPB4580FW	45U	800	Bi-fold
1	EZSPS4760FB	EZSPS4760FW	47U	600	Single
1	EZSPB4760FB	EZSPB4760FW	47U	600	Bi-fold
1	EZSPS4780FB	EZSPS4780FW	47U	800	Single
1	EZSPB4780FB	EZSPB4780FW	47U	800	Bi-fold
1	EZSPS4860FB	EZSPS4860FW	48U	600	Single
1	EZSPB4860FB	EZSPB4860FW	48U	600	Bi-fold
1	EZSPS4880FB	EZSPS4880FW	48U	800	Single
1	EZSPB4880FB	EZSPB4880FW	48U	800	Bi-fold
1	EZSPS5060FB	EZSPS5060FW	50U	600	Single
1	EZSPB5060FB	EZSPB5060FW	50U	600	Bi-fold
1	EZSPS5080FB	EZSPS5080FW	50U	800	Single
1	EZSPB5080FB	EZSPB5080FW	50U	800	Bi-fold
1	EZSPS5260FB	EZSPS5260FW	52U	600	Single
1	EZSPB5260FB	EZSPB5260FW	52U	600	Bi-fold
1	EZSPS5280FB	EZSPS5280FW	52U	800	Single
1	EZSPB5280FB	EZSPB5280FW	52U	800	Bi-fold

# Legrand EzRak 2.0 future ready server cabinet

## Build your own rack : Control, Monitoring and Signalling



Upgrade kits for enabling security, monitoring and control  
Fast and easy to Install



LEG-CARD

Pack	Cat.Nos	Mechanical swinghandles	Pack	Cat.Nos	
1	EZSH-COMM	Mechanical swinghandle are delivered with set of 2 keys 1 pair swing handle with common key (Key Alike) cylinder lockset	1	EZ-KIT-UPGD-S	<b>Security Upgrade kit</b> <b>For racks that are equipped with a Xerus Programmable PDU</b> <b>Xerus is included on Legrand and Raritan Programmable Rack iPDUs</b> Kit Include: 1 pair of Electronic swinghandles (both with card reader) 1 pair of door contact switches 1 door controller to be connected to a Legrand Programmable iPDU or Raritan iX7 Controller 2x RFID access cards
1	EZSH-UNIQUE	1 pair swing handle with unique key (Key Different) cylinder lockset	1	EZ-KIT-UPGD-SC	<b>Security Upgrade kit</b> <b>For rack that are equipped without a Xerus Programmable PDU</b> Kit includes: 1 Smart Rack Controller with Dual Network and Sensor Connections 1 pair of Electronic swinghandles (both with card reader) 1 pair of door contact switches 1 door controller to be connected to included Smart Rack Controller 2x RFID access cards
1	EZSH-UNIQUEM	1 pair swing handle with unique key (Key Different) cylinder lockset in master key version	1	EZ-KIT-UPGD-ENV	<b>Environmental Monitoring Kit for racks using a Xerus Compatible Device with EZ-KIT-SRC</b> Kit comes with: 1 Temperature Sensor 1 Humidity Sensor 1 LCS3 UTP Cable to connect a sensors
1	EZSH-MASTERK	Master key only, for unique key cylinder lockset	1	EZ-UPGD-INST	<b>Installation of the above kit by our skilled installation team (Singapore only)</b> For other countries, please contact us
1	EZSH-COMBI	1 pair with combination lock and bypass key (Key Different)	1	LEG-2FA-CARD	Pack of 5 access cards with biometric reader to provide 2FA acces control system Supplied with 1 USB-charger (battery can last up to 500 readings before charging again) Can be used with most Electronic swinghandle KIT from Legrand (Compatible with Mifare DesFire 4K)
1	EZSH-COMBIM	Master key for combination lock	1	LEG-CARD	Pack of 5 access cards with biometric reader to provide 2FA acces control system
1	EZ-KIT-SRC	<b>Electronic access control solution</b> Solution for a stand alone rack or to be integrated with the BMS or to the DCIM software, providing remote monitoring in addition to audit trail <b>Upgrade Kits for Access Control, Monitoring and Signalling</b> <b>Legrand Future Ready Smart Rack Controller kit</b> <b>For: Access Control, Environmental Monitoring, Signalling</b> Kit Includes: 1 Smart Rack Controller supporting future rack or containment needs including: Rack Access Control/ Security, Environmental Monitoring, Signalling (Audio/Visual Alarms on Rack related Events), Asset Management, Intergration to DCIM and more 1M LCS3 UTP Cable to connect a sensor or integrate with other supported accessory			

# Legrand EzRak 2.0 server cabinet

## Compliance with standards

Legrand EzRak 2.0 comply with the following standards

IEC 60297/BS EN 60297

DIN 41494 - 8

EN 60950

DIN VDE 0100

EIA-310-D

Mechanical structures for electronic equipment - Dimensions of mechanical structures of the 482,6 mm (19 in) series - Part 3-100: Basic dimensions of front panels, sub racks, chassis, racks and cabinets

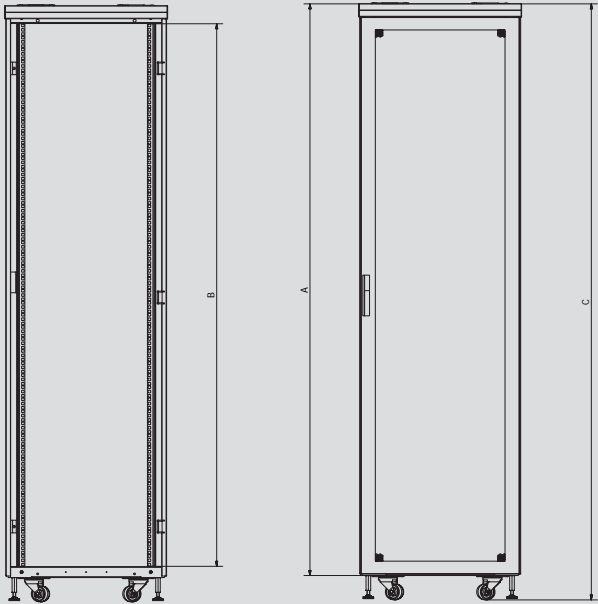
Components on front panels; mounting conditions, dimensions

Information technology equipment - Safety - Part 1: General requirements

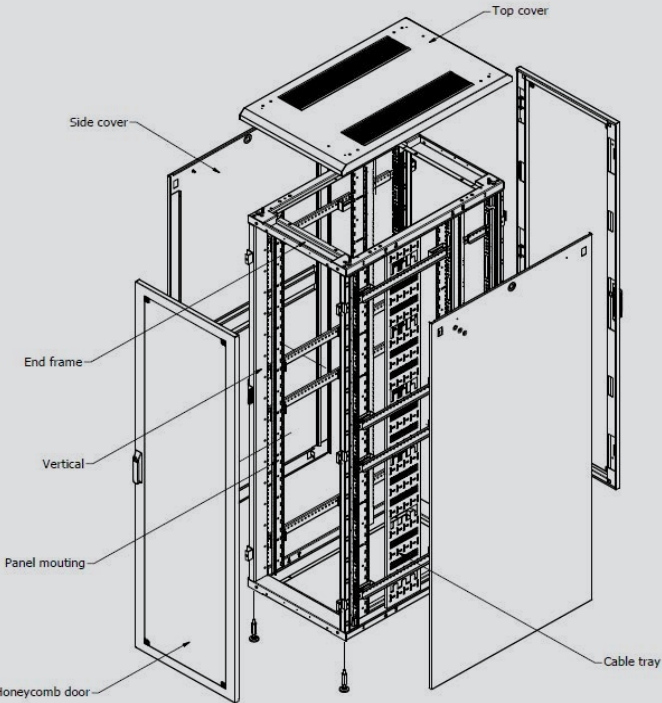
Erection of power installations with rated voltages below 1000

Cabinets, Racks, Panels, and Associated Equipment

## Dimensions (mm)



	A(mm)	B(mm)	C(mm)
42U	1974.16	1866.90	2064.06
45U	2107.51	2000.25	2197.41
47U	2196.41	2089.15	2286.31
48U	2240.86	2133.60	2330.76
50U	2329.76	2222.50	2419.66
52U	2418.66	2311.40	2508.56



## Fan tray

Item	Part number	Compatible with	Max. no. of fan
1	EZFTR610B	Fan Tray for 600 x 1000	4
2	EZFTR611B	Fan Tray for 600 x 1100	4
3	EZFTR612B	Fan Tray for 600 x 1200	4
4	EZFTR810B	Fan Tray for 800 x 1000	4
5	EZFTR811B	Fan Tray for 800 x 1100	4
6	EZFTR812B	Fan Tray for 800 x 1200	4



## Racks for Other Applications

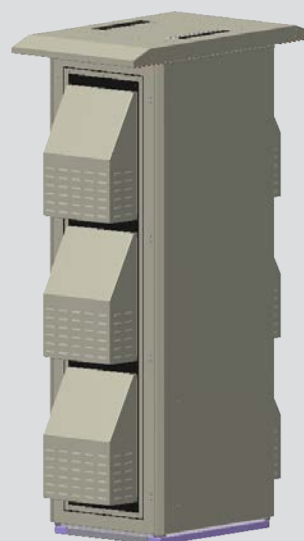
### CUSTOMIZED SOLUTIONS



With a manufacturing facility based in Singapore and a local team of designers and technicians, Legrand has the flexibility and capacity to build racks in accordance to the customer's request.



### OUTDOOR SOLUTIONS



Racks designed for outdoor use to protect your assets from the elements

### SECURITY SOLUTIONS



Racks designed to be tamper proof for secured installations

### MICRO DATA CENTER SOLUTIONS

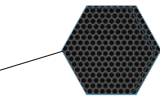


Micro data center equipped with in-rack cooling, UPS, PDU and access control. For Edge application or to maintain core activity in your premise in a secure environment while benefiting from the cloud for less sensitive applications.

Contact our your local sales representative or visit our website at [www.legrand.com.sg](http://www.legrand.com.sg) or email us at [customerhub.sg@legrand.com.sg](mailto:customerhub.sg@legrand.com.sg)



# Legrand SmartRak 2.0 server cabinet



Fully perforated door for optimum air flow

SR42610BVA + SRCSE0

Server rack cabinet suitable for use with patching, network and server equipment.

Stand-alone racks come with quick release side panels

Supplied with 2 single doors (600 mm width) or 1 single door and 1 double-leaf door (800 mm width) - Standard door lock supplied with 02 Keys.

Standard door lock supplied with common key

Fully perforated honeycomb door with up to 80% ventilation

Plain top panel come with 2 cable entries delivered with plates

Racks are equipped with 2 pairs panel mounts (front and back) with "U" markings

Bottom plate / cable entry supplied

Racks supplied with 50 cage nuts and screws

Static weight load : 1,200 Kg

Color : Black textured (RAL 9005)

Pack		Cat.Nos		SMARTRAK 2.0 - Stand alone rack			Pack		Cat.Nos		SMARTRAK 2.0 - Stand alone rack		
				Capacity	Width (mm)	Depth (mm)					Capacity	Width (mm)	Depth (mm)
		Assembled	Flatpack										
1	5	SR27660BVA	SR27660BVP	27U	600	600	1	5	SR42660BVA	SR42660BVP	42U	600	600
1	5	SR27680BVA	SR27680BVP	27U	600	800	1	5	SR42680BVA	SR42680BVP	42U	600	800
1	5	SR27610BVA	SR27610BVP	27U	600	1000	1	5	SR42610BVA	SR42610BVP	42U	600	1000
1	5	SR27611BVA	SR27611BVP	27U	600	1100	1	5	SR42611BVA	SR42611BVP	42U	600	1100
1	5	SR27612BVA	SR27612BVP	27U	600	1200	1	5	SR42612BVA	SR42612BVP	42U	600	1200
1	5	SR27860BVA	SR27860BVP	27U	800	600	1	5	SR42860BVA	SR42860BVP	42U	800	600
1	5	SR27880BVA	SR27880BVP	27U	800	800	1	5	SR42880BVA	SR42880BVP	42U	800	800
1	5	SR27810BVA	SR27810BVP	27U	800	1000	1	5	SR42810BVA	SR42810BVP	42U	800	1000
1	5	SR27811BVA	SR27811BVP	27U	800	1100	1	5	SR42811BVA	SR42811BVP	42U	800	1100
1	5	SR27812BVA	SR27812BVP	27U	800	1200	1	5	SR42812BVA	SR42812BVP	42U	800	1200
1	5	SR32660BVA	SR32660BVP	32U	600	600	1	5	SR45660BVA	SR45660BVP	45U	600	600
1	5	SR32680BVA	SR32680BVP	32U	600	800	1	5	SR45680BVA	SR45680BVP	45U	600	800
1	5	SR32610BVA	SR32610BVP	32U	600	1000	1	5	SR45610BVA	SR45610BVP	45U	600	1000
1	5	SR32611BVA	SR32611BVP	32U	600	1100	1	5	SR45611BVA	SR45611BVP	45U	600	1100
1	5	SR32612BVA	SR32612BVP	32U	600	1200	1	5	SR45612BVA	SR45612BVP	45U	600	1200
1	5	SR32860BVA	SR32860BVP	32U	800	600	1	5	SR45860BVA	SR45860BVP	45U	800	600
1	5	SR32880BVA	SR32880BVP	32U	800	800	1	5	SR45880BVA	SR45880BVP	45U	800	800
1	5	SR32810BVA	SR32810BVP	32U	800	1000	1	5	SR45810BVA	SR45810BVP	45U	800	1000
1	5	SR32811BVA	SR32811BVP	32U	800	1100	1	5	SR45811BVA	SR45811BVP	45U	800	1100
1	5	SR32812BVA	SR32812BVP	32U	800	1200	1	5	SR45812BVA	SR45812BVP	45U	800	1200
1	5	SR36660BVA	SR36660BVP	36U	600	600	1	5	SR47660BVA	SR47660BVP	47U	600	600
1	5	SR36680BVA	SR36680BVP	36U	600	800	1	5	SR47680BVA	SR47680BVP	47U	600	800
1	5	SR36610BVA	SR36610BVP	36U	600	1000	1	5	SR47610BVA	SR47610BVP	47U	600	1000
1	5	SR36611BVA	SR36611BVP	36U	600	1100	1	5	SR47611BVA	SR47611BVP	47U	600	1100
1	5	SR36612BVA	SR36612BVP	36U	600	1200	1	5	SR47612BVA	SR47612BVP	47U	600	1200
1	5	SR36860BVA	SR36860BVP	36U	800	600	1	5	SR47860BVA	SR47860BVP	47U	800	600
1	5	SR36880BVA	SR36880BVP	36U	800	800	1	5	SR47880BVA	SR47880BVP	47U	800	800
1	5	SR36810BVA	SR36810BVP	36U	800	1000	1	5	SR47810BVA	SR47810BVP	47U	800	1000
1	5	SR36811BVA	SR36811BVP	36U	800	1100	1	5	SR47811BVA	SR47811BVP	47U	800	1100
1	5	SR36812BVA	SR36812BVP	36U	800	1200	1	5	SR47812BVA	SR47812BVP	47U	800	1200

! : To change the back single door to a bi-fold door on a 600mm width rack, add suffix "-BF" to the part number of the rack  
For example : SR47612BVA with a back bi-fold door becomes SR47612BVA-BF

# Legrand SmartRak 2.0 server cabinet

## Accessories



EZHDFT01

### Compliance with standards

Legrand SmartRak 2.0 comply with the following standards

#### IEC 60297/BS EN 60297

Mechanical structures for electronic equipment - Dimensions of mechanical structures of the 482,6 mm (19 in) series - Part 3-100: Basic dimensions of front panels, sub racks, chassis, racks and cabinets

#### DIN 41494 - 8

Components on front panels; mounting conditions, dimensions

#### EN 60950

Information technology equipment - Safety - Part 1: General requirements

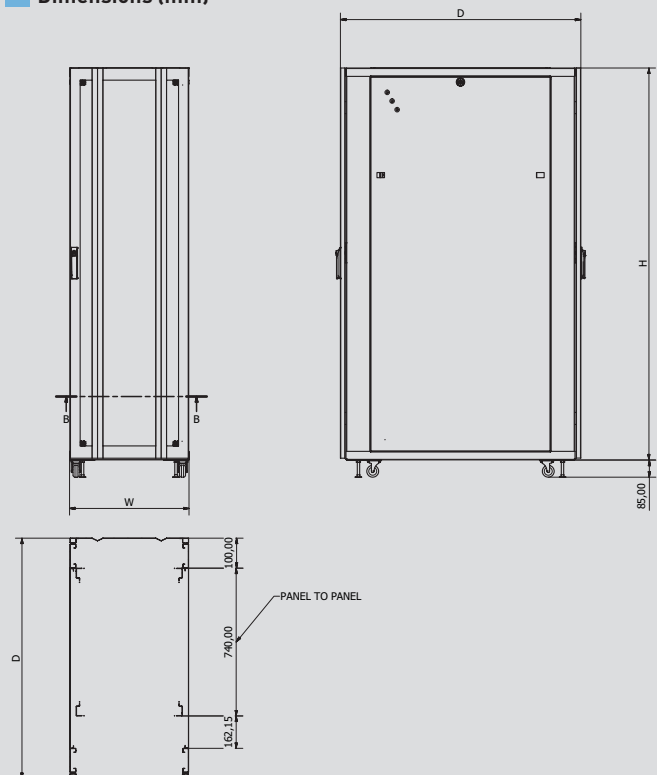
#### DIN VDE 0100

Erection of power installations with rated voltages below 1000

#### EIA-310-D

Cabinets, Racks, Panels, and Associated Equipment

### Dimensions (mm)



Depth	D (mm)	Panel to Panel (mm)
600	600	300
800	800	500
1000	1,000	700
1100	1,100	740 to 800
1200	1,200	740 to 900

Column 1	H (mm)	Width	W (mm)
27U	1294.95	600	598
32U	1517.20	800	798
36U	1695.00		
42U	1961.70		
45U	2095.05		
47U	2183.95		

### Accessories Fan Tray

Pack	Cat.Nos	
1	SR_FTA_0600_0002	Fan tray assembly(600D x 2 Fans) C13 input + C13~C14 Cord (2m)
1	SR_FTA_0800_0003	Fan tray assembly(800D x 3 Fans) C13 input + C13~C14 Cord (2m)
1	SR_FTA_1000_0004	Fan tray assembly(1000D x 4 Fans) C13 input + C13~C14 Cord (2m)
1	SR_FTA_1100_0004	Fan tray assembly(1100D x 4 Fans) C13 input + C13~C14 Cord (2m)
1	SR_FTA_1200_0004	Fan tray assembly(1200D x 4 Fans) C13 input + C13~C14 Cord (2m)
1	SRCSB0	<b>Castor wheels/Leveling feet</b> Set of 4 castor wheel without lock & leveling feet
1	EZCMH1U	<b>Horizontal cable manager - 19"</b> 1U Cable manager
1	046510	<b>Sliding tray</b> Colour : Black (RAL 9005) Loading Capacity 50Kg 1U Telescopic Tray Shelf depth 625mm for depth 1000mm, 1100mm, 1200mm
1	EZHDFT01	<b>Heavy duty fixed tray</b> 200kg Loading Capacity Heavy duty fixed tray 494mm x 485mm (BLACK)
1	EZHDFT02	Heavy duty fixed tray 494mm x 585mm (BLACK)
1	EZHDFT03	Heavy duty fixed tray 494mm x 685mm (BLACK)
1	SRUPCOMM	<b>Cylinder lockset (without mechanical swing handles)</b> Upgrade from common to unique key (key different) cylinder lockset - 1 pair of cylinder
1	SRUPMASTERK	Master key for unique key cylinder lockset
1	EZCT42W	<b>Cable Tray</b> 8 inches cable tray (For rack height 42U)
1	EZCT45W	8 inches cable tray (For rack height 45U to 47U)
1	SRBUK01B	<b>Bay-up kit</b> SmartRak standard bay up kit for joining 2 racks Consists of 4 bay up plates (Top and bottom, front and back)

# Legrand EzRak 2.0 Wall Mount Cabinet

## Complete Cabinets

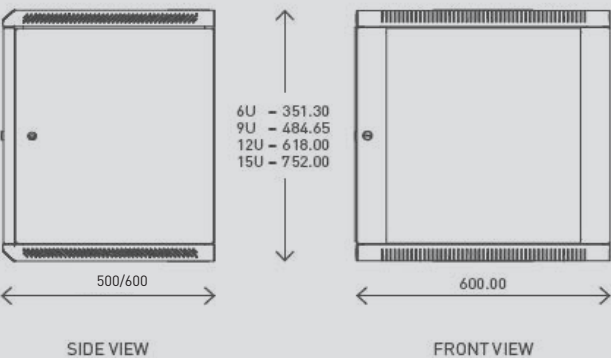


WM12605BA

Stand-alone wall mounted racks  
Supplied with standard door lock with 02 Keys.  
Quick release reversible safety glass door with front and side access  
Strong light weight construction  
Load rating : 40Kg  
Wall mounting kit supplied  
Flatpacked products are in a carton  
Color : Black Textured (RAL 9005)

Pack		Cat.Nos				
		Assembled	Flatpack	Capacity	Width (mm)	Depth (mm)
1	1	WM06605BA	WM06605BP	6U	600	500
	1	WM06606BA	WM06606BP	6U	600	600
1	1	WM09605BA	WM09605BP	9U	600	500
	1	WM09606BA	WM09606BP	9U	600	600
1	1	WM12605BA	WM12605BP	12U	600	500
	1	WM12606BA	WM12606BP	12U	600	600
1	1	WM15605BA	WM15605BP	15U	600	500
	1	WM15606BA	WM15606BP	15U	600	600
Accessories for Wall Mount Cabinet						
1		FT-2		Set of 2 exhaust fans with fan tray		
1		646813		19"8 Way BS Outlet Power distribution unit - 1U		
1		FMT-1U		19" Front mount tray - 1U. Loading capacity 25kg		

### Dimensions (mm)



Capacity	Height (mm)	Depth	Width
6U	351.30	500/600	600.00
9U	484.65	500/600	600.00
12U	618.00	500/600	600.00
15U	752.00	500/600	600.00

### Rack Loading Capacity 40kg

### Compliance with standards


Legrand EzRak comply with the following standards

<b>IEC 60297 BS EN 60297</b>	Mechanical structures for electronic equipment - Dimensions of mechanical structures of the 482,6 mm (19 in) series - Part 3-100: Basic dimensions of front panels, subracks, chassis, racks and cabinets
<b>DIN 41494 - 8</b>	Components on front panels; mounting conditions, dimensions
<b>EN 60950</b>	Information technology equipment - Safety - Part 1: General requirements
<b>DIN VDE 0100</b>	Erection of power installations with rated voltages below 1000
<b>EIA-310-D</b>	Cabinets, Racks, Panels, and Associated Equipment



# Legrand EZNET® II

## Open frame rack



EZN242BSRA



EZN24208CSB

EzNet® II Open Frame is technically designed as a versatile cabling platform for use in any datacom or telecom environment. The construction provides a flexible framework for high capacity patching and cabling. Two front mounted removable hinged doors effectively hide the cables managed within the verticals giving the open frame a more esthetic appearance.

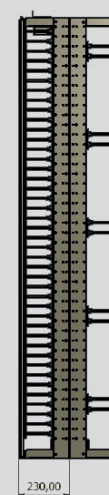
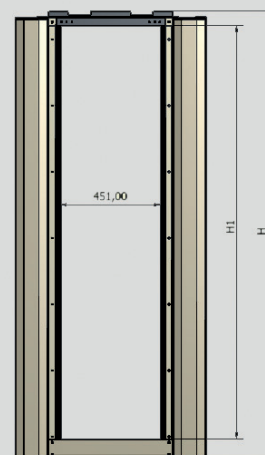
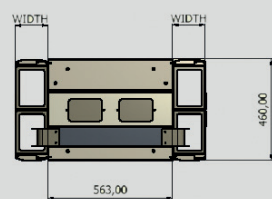
Static weight load : 450 Kg when bolted to the floor

Designed for standalone or bayed-up configuration

Hinged removable doors

Color : Black Tecture (RAL 9005) / White (9016)

### Dimensions (mm)





Capacity	DIM"H"(mm)	DIM"H1"(mm)
42 U	2026.70	1870.90
45 U	2160.05	2004.25
48 U	2293.40	2137.60

Cable Storage Channel	Width(mm)	Depth(mm)
8"	200	230
12"	300	230

### Compliance with standards

Legrand EzNet comply with the following standards

<b>IEC 60297 BS EN 60297</b>	Mechanical structures for electronic equipment - Dimensions of mechanical structures of the 482,6 mm (19 in) series - Part 3-100: Basic dimensions of front panels, subracks, chassis, racks and cabinets
<b>DIN 41494 - 8</b>	Components on front panels; mounting conditions, dimensions
<b>EN 60950</b>	Information technology equipment - Safety - Part 1: General requirements
<b>DIN VDE 0100</b>	Erection of power installations with rated voltages below 1000
<b>EIA-310-D</b>	Cabinets, Racks, Panels, and Associated Equipment

Pack		Cat.Nos				
				<b>EzNet II</b>		
		<b>Black</b>	<b>White</b>	<b>Descriptions</b>		
	1	1	EZN242BSRA	EZN242WSRA	EZNET II Structure 42U Assembled	
	1	1	EZN245BSRA	EZN245WSRA	EZNET II Structure 45U Assembled	
1	1	EZN248BSRA	EZN248WSRA	EZNET II Structure 48U Assembled		
				<b>Cable Storage Management</b>		
				Cable Storage Management for EZNETcomplete with ABS fingers and cover		
				Capacity	Width (inches/mm)	Depth (mm)
1	1	EZN24208BCSA	EZN24208WCSA	42	8" / 200	230
1	1	EZN24212BCSA	EZN24212WCSA	42	12" / 300	230
1	1	EZN24508BCSA	EZN24508WCSA	45	8" / 200	230
1	1	EZN24512BCSA	EZN24512WCSA	45	12" / 300	230
1	1	EZN24808BCSA	EZN24808WCSA	48	8" / 200	230
1	1	EZN24812BCSA	EZN24812WCSA	48	12" / 300	230

# SCALABILITY

## Standalone PDUs

### Solutions for any configuration

The standalone PDU offer combines quality and innovation with a wide range of applications. This range integrates seamlessly into any installation ensuring compliance with applicable standards.

### Cord locking System (C13 and C19 outlets)

A major addition to the range and exclusive to Legrand, C13 and C19 outlets have a power supply cord locking system which prevents accidental disconnection and guarantees absolute safety.

### GENERAL CHARACTERISTICS

- Anodised aluminium profiles:  
Light and rigid high-end material
- Modular design:  
Expandable outlet and function modules

### SAFETY

- High electrical safety rating
- High quality connection
- Outlets equipped with safety shutter
- **Cord Locking system**



### POWER SUPPLY

- 16 A to 32 A single-phase or three-phase
- PDUs integrate local and international outlet types



### STANDARDS

**IEC 60950** - Information technology equipment - Safety

**IEC 60297-3** - Dimensions of mechanical structures

of the 482.6 mm (19 in) series

**IEC 60320-2-2** - Interconnection couplers (C13 and C19)

for household and similar equipment

**IEC 60884-1** - Plugs and socket outlets for household

and similar purposes (France, Belgium and Germany)

**BS 1363-2** - British standard plugs and socket outlets

**IEC 60309** - Plugs, socket outlets and couplers for industrial purposes

**Certification: CE, TSE, CCC**

**Environmentally-friendly products**

Eco-friendly design



### An innovative technical solution ✓



Cord locking system

Very easy to identify thanks to the orange buttons next to each outlet.


✓ EXCLUSIVE TO LEGRAND



**For further information**

Please refer to:

<https://www.legrand.com.sg/product/power-distribution-units>



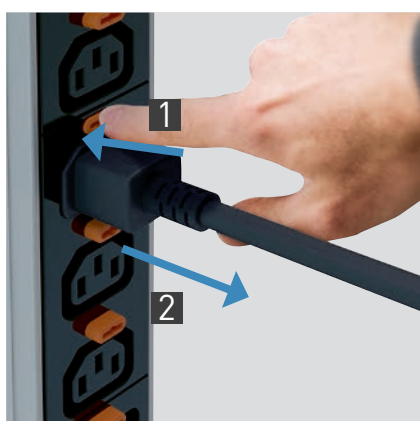

## Cord connection ✓

The cord is connected to the socket naturally in one smooth action.

## ✓ Auto locking

Cord held in place

Once the power supply cord is connected, it locks automatically and cannot be removed.



## Unlocking ✓

Easy removal

Simply pressing the unlock button releases the cord from the outlet.

## Universal system

Takes all cords for standard C13 and C19 sockets.



# Innovative cord locking system

# Legrand Standalone Power Distribution Units(PDUs)



6 468 13

To provide electric power to IT equipment in enclosures  
 Single phase 230V - 50/60Hz power supply  
 330Deg rotating cable input for a perfect orientation of the cable and no interference in the cabinet  
 C13 and C19 standard outlets are equipped with cord locking system to avoid any accidental disconnection.  
 Universal solution compatible with all the cords(C14 plugs for C13 and C20 plugs for C19)  
 Zero U PDUs delivered with 2 sets of metallic mounting brackets  
 Input plugs come with a 3M length cable  
 Aluminum profile casing with color coding

Pack	Cat.Nos	19' PDU
1	646813	<b>British Standard Input plug</b>
1	646824	8 Way BS Outlet
		6 Way BS Outlet w illuminated Input socket
1	646815	<b>16A C Form Input Plug</b>
		12 Way C13 Outlet
		<b>Vertical PDU (Zero U)</b>
		<b>British Standard Input plug</b>
1	700171-5	12 Way BS Outlet - Blue
1	700171-6	12 Way BS Outlet(180 Deg) - Red
1	700171-3	12 Way switched BS Outlet -Blue
1	700171-4	12 Way switched BS Outlet (180 Deg) - Red
		<b>16A C Form Input Plug with MCB</b>
1	700171-10	14 Way BS Outlet - Blue
1	700171-11	14 Way BS Outlet - Red
1	700171-12	14 Way BS Outlet (180 Deg) - Blue
1	700171-13	14 Way BS Outlet (180 Deg) - Red
1	700171-14	14 Way switched BS Outlet - Blue
1	700171-15	14 Way switched BS Outlet - Red
1	700171-16	14 Way switched BS Outlet (180 Deg) - Blue
1	700171-17	14 Way switched BS Outlet (180 Deg) - Red
1	700171-18	14 Way C13 Outlet - Blue
1	700171-19	14 Way C13 Outlet - Red
		<b>Accessories</b>
1	646892	Set of 6 Locking caps for British socket + 1 key
1	646894	Set of 6 Locking caps for C13 std socket + 1 key
1	646895	Set of 6 Locking caps for C19 std socket + 1 key
1	A011793AA	Set of brackets, Toolless(Button) Mounting
		<b>Colour identification strip at input plug</b>
1	700171-C1	Red
1	700171-C2	Blue
1	700171-C3	Green
1	700171-C4	Yellow

Pack	Cat.Nos	Zero U (Vertical) PDU
		<b>32A C Form Input Plug with MCB</b>
1	700171-22	20 Way BS Outlet - Blue
1	700171-23	20 Way BS Outlet - Red
1	700171-24	20 Way BS Outlet (180 Deg) - Blue
1	700171-25	20 Way BS Outlet (180 Deg) - Red
1	700171-26	20 Way switched BS Outlet - Blue
1	700171-27	20 Way switched BS Outlet - Red
1	700171-28	20 Way switched BS Outlet (180 Deg) - Blue
1	700171-29	20 Way switched BS Outlet (180 Deg) - Red
1	700171-30	24 Way C13 Outlet - Blue
1	700171-31	24 Way C13 Outlet - Red
1	700171-32	20+4 Way C13+C19 Outlet - Blue
1	700171-33	20+4 Way C13+C19 Outlet - Red
1	700171-46	36+6 Way C13+C19 Outlet - Blue
1	700171-47	36+6 Way C13+C19 Outlet - Red
		<b>32A C Form Input Plug with built in ammeter and MCB</b>
		<b>Ammeter</b> - Measure consumption to provide better installation management: balancing circuits, displaying available capacity, preventing overloads and power failures. 1 ammeter per circuit. Rotating display to ensure easy monitoring regardless of the mounting orientation of the PDU.
1	700171-34	20 Way BS Outlet w ammeter - Blue
1	700171-35	20 Way BS Outlet w ammeter - Red
1	700171-36	20 Way BS Outlet w ammeter(180 Deg) - Blue
1	700171-37	20 Way BS Outlet w ammeter(180 Deg) - Red
1	700171-38	20 Way switched BS Outlet w ammeter - Blue
1	700171-39	20 Way switched BS Outlet w ammeter - Red
1	700171-40	20 Way switched BS Outlet w ammeter (180 Deg) - Blue
1	700171-41	20 Way switched BS Outlet w ammeter (180 Deg) - Red
1	700171-42	24 Way C13 Outlet w ammeter - Blue
1	700171-43	24 Way C13 Outlet w ammeter - Red
1	700171-44	20+4 Way C13+C19 Outlet w ammeter - Blue
1	700171-45	20+4 Way C13+C19 Outlet w ammeter - Red
1	700171-48	36+6 Way C13+C19 Outlet with ammeter - Blue
1	700171-49	36+6 Way C13+C19 Outlet with ammeter - Red

\*For other configuration of outlets, please contact your local sales representatives

\*All Legrand PDUs by default will address cable entry from the bottom. Please add suffix "T" if cable entry is from the top.

For example: 700171-14T will address the cable entry from the top.

\*Please add a suffix "E" at the end of the reference number if export packaging is required

For example: 700171-14TE will address the cable entry from the top and the PDU will be packed in a carton box

## Dimension and Orientation

### PDU sizes (mm)

Cat.Nos	Length <sup>1</sup> (mm)	Width(mm)	Depth(mm)
700171-3	911	52	51
700171-4	911	52	51
700171-5	728	52	51
700171-6	728	52	51
700171-10	938	52	51
700171-11	938	52	51
700171-12	938	52	51
700171-13	938	52	51
700171-14	1150	52	51
700171-15	1150	52	51
700171-16	1150	52	51
700171-17	1150	52	51
700171-18	686	52	51
700171-19	686	52	51
700171-22	1259	52	51
700171-23	1259	52	51
700171-24	1259	52	51
700171-25	1259	52	51
700171-26	1590	52	51
700171-27	1590	52	51
700171-28	1590	52	51
700171-29	1590	52	51
700171-30	1030	52	51
700171-31	1030	52	51
700171-32	1067	52	51
700171-33	1067	52	51
700171-34	1349	52	51
700171-35	1349	52	51
700171-36	1349	52	51
700171-37	1349	52	51
700171-38	1680	52	51
700171-39	1680	52	51
700171-40	1680	52	51
700171-41	1680	52	51
700171-42	1121	52	51
700171-43	1121	52	51
700171-44	1157	52	51
700171-45	1157	52	51
700171-46	1679	52	51
700171-47	1679	52	51
700171-48	1769	52	51
700171-49	1769	52	51



<sup>1</sup>: Length : PDU casing only. To have the overall length, please add 20mm for the bracket on both side

For example, overall length for 700171-3 is 951mm

### 19" PDU sizes (mm)

Cat.Nos	Length(mm)	Width(mm)	Depth(mm)
646813	482.6	44.3	51
686824	482.6	44.3	51
646815	482.6	44.3	51

### PDU outlet orientation (British Standard)


	700171 - 10/11 700171 - 14/15 700171 - 22/23 700171 - 26/27 700171 - 34/35 700171 - 38/39	700171 - 12/13 700171 - 16/17 700171 - 24/25 700171 - 28/29 700171 - 36/37 700171 - 40/41
Outlet Orientation (for British Standard outlet only)	Normal 	180° 

Normal orientation is used for left PDU (when seen from back door) for PDU with bottom entry. While 180° is installed on the right.



# Legrand Intelligent Power Distribution Unit

## Intelligent metered and switched PDUs



Power distribution units with metering at inlet level and circuit breaker level (branch circuit monitoring)

Possibility of environmental monitoring through one of the optional external sensors (temperature, humidity...)

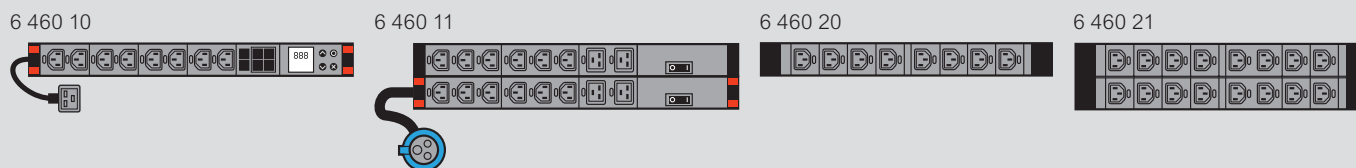
Pack	Cat.Nos	19" - intelligent metered PDUs
1	6 460 10	IEC 60320 standard 12 C13 outlets, with 3 m power supply cord with C20 plug
1	6 460 11	12 C13 and 4 C19 outlets, with 3 m power supply cord with IEC60309 32 A 2P+E plug
<b>Vertical Zero-U - intelligent metered PDUs</b>		
1	6 460 12	IEC 60320 standard 18 C13 and 4 C19 outlets, with 3 m power supply cord with IEC60309 16 A 2P+E plug
1	6 460 16	20 C13 and 4 C19 outlets with 3 m power supply cord with IEC60309 32 A 2P+E plug
1	6 460 13	36 C13 and 6 C19 outlets, with 3 m power supply cord with IEC60309 32 A 2P+E plug
1	6 460 14	36 C13 and 6 C19 outlets, with 3 m power supply cord with 3 phase IEC60309 16 A 3P+N+E plug
1	6 460 15	30 C13 and 12 C19 outlets, with 3 m power supply cord with 3 phase IEC60309 32 A 3P+N+E plug
<b>Sensors for metered PDU accessories</b>		
1	6 460 00	Temperature sensor
1	6 460 01	Temperature / humidity sensor
1	6 460 02	Dual contact closure sensor

Pack	Cat.Nos	19" - intelligent metered and switched PDUs
1	6 460 20	IEC 60320 standard 8 C13 outlets with cord locking system and switch 3m power supply cord with C14 10 A 2P+E plug
1	6 460 21	16 C13 outlets with cord locking system and switch 3 m power supply cord with CEI 60309 32 A 2P+E plug
<b>Vertical Zero-U - intelligent metered and switched PDUs</b>		
1	6 460 25	IEC 60320 standard 16 C13 outlets with cord locking system. 3 m power supply cord with C14 10 A 2P+E plug
1	6 460 22	21 C13 outlets and 3 C19 outlets with cord locking system. 3 m power supply cord with IEC 60320 16 A 2P+E plug
1	6 460 23	21 C13 outlets and 3 C19 outlets with cord locking system. 3 m power supply cord with IEC 60320 32 A 2P+E plug
1	6 460 24	21 C13 outlets and 3 C19 outlets with cord locking system. 3m power supply cord with IEC 60309 16 A 3P+N+E plug
<b>Sensors for metered PDU accessories</b>		
1	6 460 00	Temperature sensor
1	6 460 01	Temperature / humidity sensor
1	6 460 02	Dual contact closure sensor

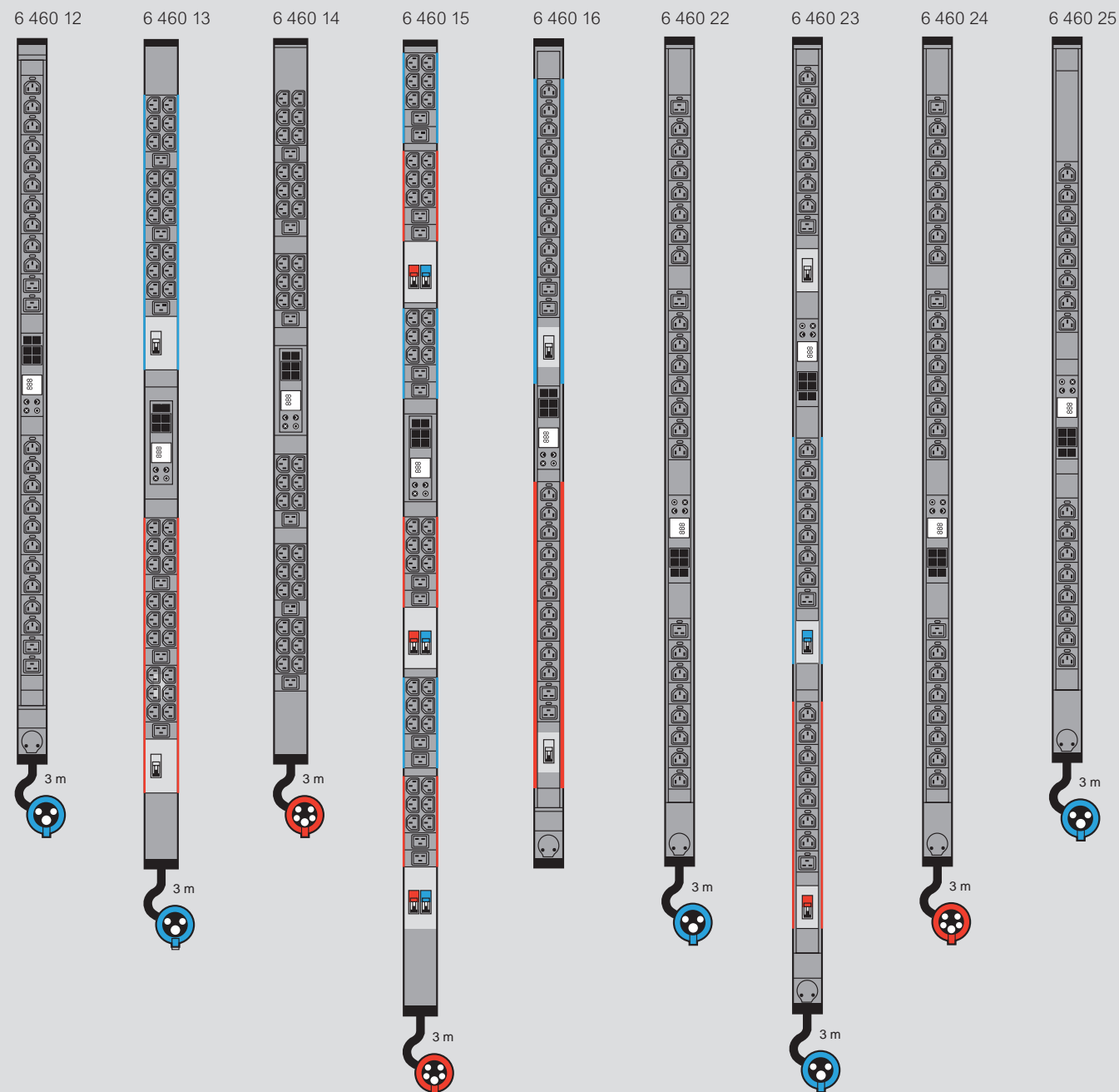
# Energy distribution

## 19" and Zero-U Intelligent PDUs

### 19" intelligent PDUs



### Zero-U intelligent PDUs



### Zero-U intelligent PDUs sizes (mm)

Cat.Nos	Height		Width	Depth			Fixing centres (mini-maxi)	
	A	B <sup>(1)</sup>		C	D	E <sup>(2)</sup>	F <sup>(1)</sup>	
6 460 12	1298	1342	52	52.5	-		1310	1330
6 460 13	1539	1583	59	52.5	68		1551	1571
6 460 14	1298	1342	59	52.5	-		1310	1330
6 460 15	1780	1824	59	52.5	68		1792	1812
6 460 16	1475	1519	52	52.5	68		1487	1507

Cat.Nos	Height		Width	Depth			Fixing centres (mini-maxi)	
	A	B <sup>(1)</sup>		C	D	E <sup>(2)</sup>	F <sup>(1)</sup>	
6 460 22	1539	1583	52	52.5	-		1551	1571
6 460 23	1780	1824	52	52.5	68		1792	1812
6 460 24	1539	1583	52	52.5	-		1551	1571
6 460 25	1298	1342	52	52.5	-		1310	1330

1 : Overall height with standard brackets (screw fixing) / 2 : Overall depth at the circuit breaker slot

# SCALABILITY

## Cable Management

### Maximize your server environment

Data center design is rapidly changing with the newest trends being seen in cloud and colocation server facilities. Increasing server densities, use of fiber optic cables and overhead cabling practices are requiring more modular facility design solutions.

**Legrand solutions are designed to keep you ready for the next wave of technology.**



### Fact

DATA CENTER OUTAGES COST  
NEARLY **\$9,000** PER MINUTE  
WITH MAXIMUM DOWNTIME  
COSTS INCREASING 81% SINCE  
2010 TO A CURRENT HIGH OF  
**USD \$2,409,991.**



**For further information**  
Please refer to:

<https://www.legrand.com.sg/products/cable-management>





## Maximize space

Cable tray and networking racks are integrated for better space efficiency and effortless installation.

## Future ready

Coordinated cable pathways for better logic and appearance that make future upgrades simple.



## Fiber-friendly reliability

Proper support and protection for fiber optic cabling increases reliability with engineered cable drops, covers and liners.

## Superior looks

Coordinated powder coating of cable tray and physical infrastructure creates a professional appearance and allows for color-coded cable pathways.



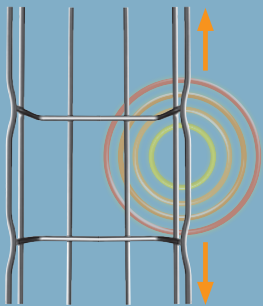
**Minimize the risk of downtime with reliable network infrastructure**



# SCALABILITY

## Cable Management

Engineered cable tray for  
exceptional  
performance



### Wire mesh tray without equal

The steel structure of Cablofil tray reduces Electromagnetic Interference (EMI) and stray static charges



### Fact

Improving airflow around cables and servers increases reliability.

**84% OF DATA CENTERS  
HAD ISSUES WITH  
POWER, SPACE AND  
COOLING CAPACITY THAT  
NEGATIVELY IMPACTED  
BUSINESS OPERATIONS.**



For further information

Please refer to:

<https://www.legrand.com.sg/products/cable-management>






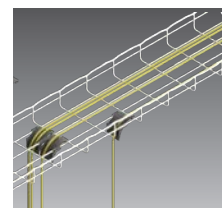
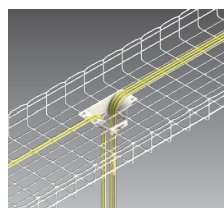
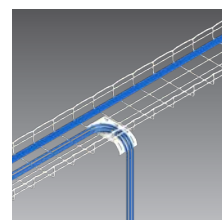
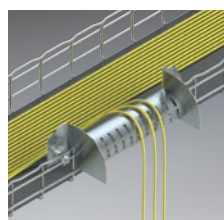
## Managed cables for better reliability

Specially designed brackets to provide cost-efficient, more compact alternative to ceiling suspended cable management.

## Exceptional performance

Drop out accessories for fiber cabling drops with wide radius bends for optimal signal efficiencies.

Coordinated powder coating of cable tray and physical infrastructure creates a professional appearance and allows for color-coded cable pathways.




## Easy-to-install supports

Multiple cable pathways are compact with easy access to cables.

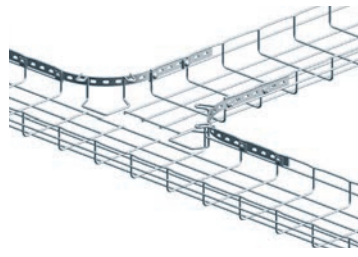
FAS (Fast Assembly System) secures tray without additional hardware.

# Cabinets and cable management with a cool factor

# Straight Length and Couplers



CM000911



CM942911

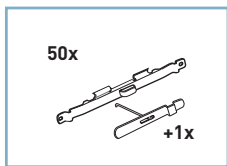
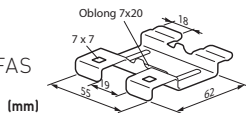
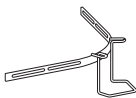



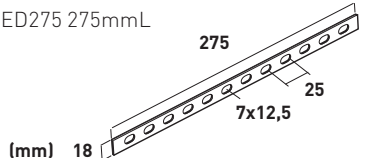
CM558340

Pack	Cat.Nos		CF54 - Straight lengths (3m)
	<b>EZ</b>	<b>GC</b>	↕↕54mm ↔↔50mm ➔ 600mm ➔ 3m
	CM000061	CM000063	CF 54/50
	CM000071	CM000073	CF 54/100
	CM000081	CM000083	CF 54/150
	CM000091	CM000093	CF 54/200
	CM000101	CM000103	CF 54/300
	CM000201	CM000203	CF 54/400
	CM000251	CM000253	CF 54/450
	CM000301	CM000303	CF 54/500
	CM000401	CM000403	CF 54/600

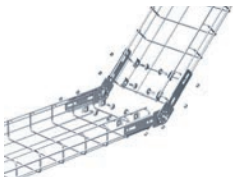
Pack	Cat.Nos		CF105 - Straight lengths (3m)
	<b>EZ</b>	<b>GC</b>	↕↕105mm ↔↔100mm ➔ 600mm ➔ 3m
	CM000891	CM000893	CF 105/100
	CM000901	CM000903	CF 105/150
	CM000911	CM000913	CF 105/200
	CM000921	CM000923	CF 105/300
	CM000931	CM000933	CF 105/400
	CM001931	CM001933	CF 105/450
	CM000941	CM000943	CF 105/500
	CM001031	CM001033	CF 105/600

Other dimensions available, please contact us

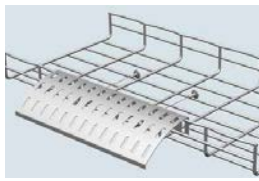
50	<b>EZ</b>	<b>DC</b>	<b>EDRN - Couplers</b> <b>For length to length coupling</b> 
	CM558241	CM558247	
50	<b>GS</b>	<b>GC</b>	<b>CEFAS - Base Couplers</b> 
	CM558410	CM558417	
1	<b>EZ</b>	<b>GC</b>	<b>Radius support</b> ↕↕54mm ➔ 150mm ↔↔100mm ➔ 600mm Each kit comes with 2 radius and corresponding bolts and nuts 
	CM942911	CM943209	
	CM942912	CM943157	
	CM942942	CM943160	

Pack	Cat.Nos		Faslock Auto - Connectors
	<b>EZ</b>	<b>GC</b>	↕↕30/54/105mm ↔↔100mm ➔ 600mm
			<b>Box of 25pcs</b>
1	CM558340	CM558347	FASLOCK S ↔↔100mm ➔ 200mm
1	CM558320	CM558327	FASLOCK XL ↔↔300mm ➔ 600mm
			
	<b>EZ</b>	<b>GC</b>	<b>Fixing components</b>
			↕↕30mm ➔ 150mm ↔↔50mm ➔ 600mm
1	CM558021	CM558027	CE 25 ES - Bag of 50
1	CM801201	-	EEC 6 - Bag of 100
1	CM558061	CM558067	KITFIXVS= CE 25 ES +EEC 6 - Bag of 50
			Kits comprise of small clamp plate, with integrated bolt and M6 nut
1	CM801011	CM801017	BTRCC 6 x 20 - Bag of 100
1	CM558011	CM558013	CE25 - Bag of 50
1	CM558091	CM558097	KITFIXTR = CE25+BTRCC 6X20 - Bag of 50
			Kits comprise of small clamp plate, M6 nut and M6 x 20 bolt
1	CM558041	CM558043	CE30 - Bag of 50
1	CM558081	CM558087	KITASSTR = CE25 + CE30 + BTRCC 6 x 20 - Bag of 50
			Kits comprise of small clamp plate, large clamp plate, M6 nut and M6 x 20 coach bolt
	<b>EZ</b>	<b>GC</b>	<b>ED275 - Joint strips</b>
			↕↕30mm ➔ 150mm ↔↔50mm ➔ 600mm
50	CM558221	CM558223	ED275 275mmL
			

## Accessories and Drop out



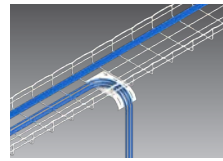
CM558403




CM942895



CM944779



CM585160



CM944917

Pack	Cat.Nos	Bolted Couplers EAC
1	<b>ZM</b> CM558403	
1	<b>GS</b>   <b>GC</b> CM013030   CM013033	<b>RCSN - Fast fix support rails</b> 
10	<b>PVC</b> CM559605	<b>EPVCSN - End caps</b> For use with RCSN cantilever arms
1	<b>DC</b> CM599007	<b>Fastrut 41 Channel fixing clip</b> 
25	<b>AL</b> CM585327	<b>Earth conductor clamps</b> GRIFEQUIP-earth conductor clamp(aluminium)
25	CM585427	GRIFEQUIP 2 - Vertical Clamp(aluminium)
1	<b>GS</b> CM585080	SCMT - Earth cable support hook 1 bag of 100pcs
10	<b>GS</b>   <b>ZM</b> CM585160   CM585167	<b>Drop out Accessories</b> 
1	<b>ABS</b> CM350535	DEV50 Cable dropout module 1 pc

Pack	Cat.Nos	Drop out kit
1	<b>PG</b> CM942895	Protects cable when entering or exiting tray Slotted design allows for cable tie or Velcro tie-wrap <b>DROP OUT KIT</b> (Complete with bolts & nuts)
1	<b>GC</b> CM942897	<b>DROP OUT KIT</b> (Complete with bolts & nuts)
1	<b>PLAST</b> CM944779	<b>OTDOFAS Over the top drop out</b> Polycarbonate drop out Allows cable to exit the side without cutting tray wires
1	<b>EZ</b> CM944917	<b>Universal Drop out kits</b> UDO 8 KIT - 8" (200mm)
1	CM944918	UDO 12 KIT - 12" (300mm)
1	CM944919	UDO 18 KIT - 18" (450mm)
1	CM944920	UDO 24 KIT - 24" (600mm) Complete kits with bolts & nuts

For colored cable tray and accessories, please contact us

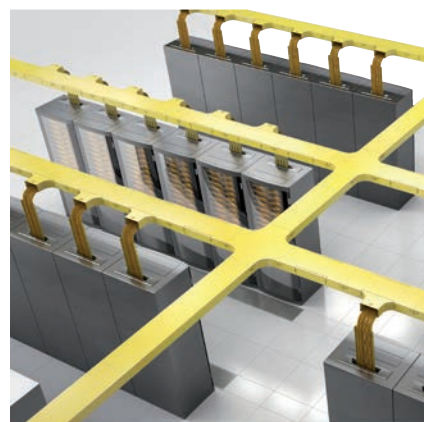

# SCALABILITY

## Fiber Raceway Cable Tray

### A DEDICATED PATH for an efficient installation

The Legrand Group boosts its offer for data centers with its innovative LCS<sup>3</sup> Fiber Raceway system! Dedicated to digital data distribution, the Fiber raceway cable tray is the ideal solution to ensure an optimal optical fiber cabling and a **highly efficient network at all times**

Around half of today's network problems are caused by inadequate cabling infrastructure. With Fiber Raceway, you are sure to benefit from a **reliable, durable and scalable infrastructure**, enabling you to efficiently isolate and protect your fiber optic cables! Besides, Fiber Raceway is a flexible and modular system that allows work to be done quickly on the network with minimal disconnection times.

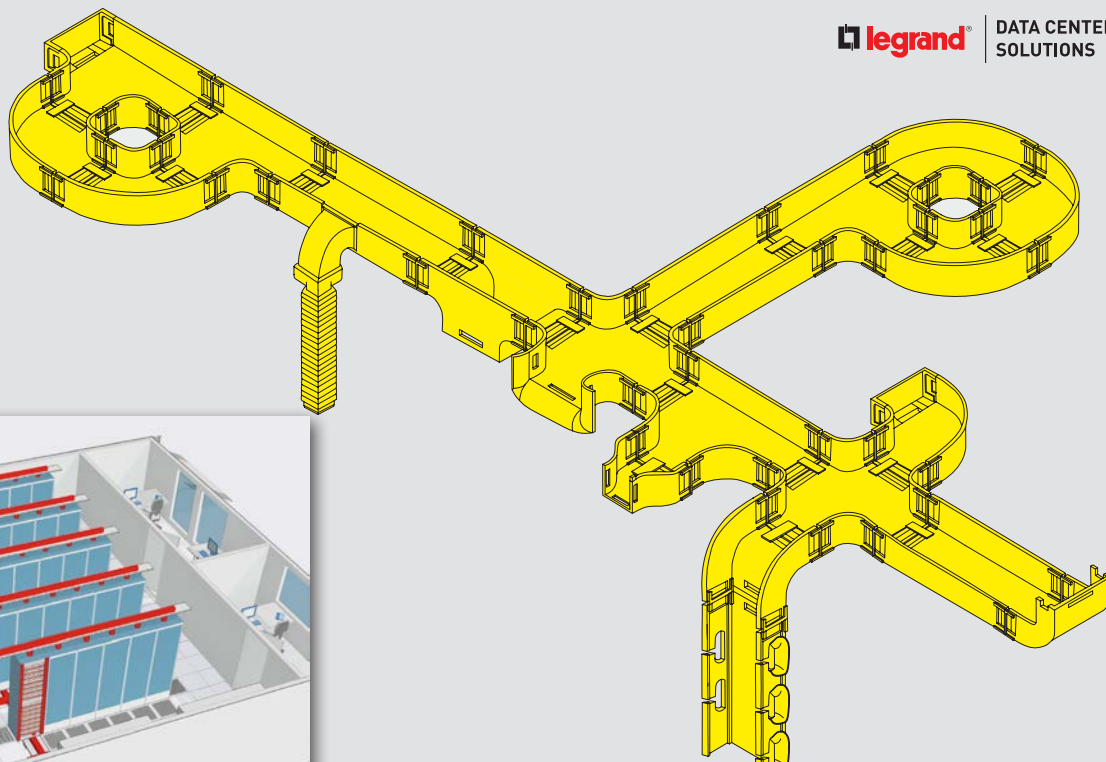


For further information

Please refer to:

<https://www.legrand.com.sg/products/cable-management>





## Easy installation

## 7 basic elements



### 1. CABLE MANAGEMENT SYSTEM

With the strong growing demand of fibers, fiber cords need to be segregated from copper services and routed in an enclosed duct raceway system, fulfilling following demands:

- bright distinctive duct color: Yellow
- protection against compression
- protection against bend radius
- available sizes 50 mm, 100 mm, 220 mm, 300 mm and 600 mm

### 2. MEETS IMPORTANT STANDARDS

- Low smoke Zero Halogen, self-extinguishing. Avoiding risk of harming staff and transmission equipment
- UL94-V-0 (50 mm UL94-V-1) rated
- ROHS Compliant
- UL2024A Standard rated

### 3. EASY & TIME SAVING INSTALLATION

Pre-slotted duct and accessories simply snap together with slotted or slotless joiners, express outlets, break out kits.

### 4. ZERO DOWN TIME








Fiber Raceway can easily be changed or extended without the need to remove the existing fiber or shut down.




### 5. FULLY RECYCLABLE

The granulate Noryl used for Fiber Raceway is fully recyclable (Cradle to cradle). Very important issue for future datacenters.













# Configure your system using 7 elements






Pack	Cat.Nos	Solid ducts and joiners
		<b>Solid ducts (length 2000mm)</b>
		Size
1	TC1279-81	50x50
1	TC1279-23	100x100
1	TC1279-21	220x100
1	TC1279-275	300x100
1	TC1279-406NS	600x100
		
		<b>Solid ducts with cover</b>
1	TC1279-81XA	50x50
1	TC1279-23ASN	100x100
1	TC1279-21ASN	220x100
1	TC1279-275A	300x100
		
		<b>Slotted joiners (no tools)</b>
1	TC1279-73	50x50
1	TC1279-27	100x100
1	TC1279-25	220x100
1	TC1279-320KIT	300x100
		
		<b>Slotted joiners (tool required)</b>
1	TC1279-248A	100x100
1	TC1279-250A	220x100
1	TC1279-287A	300x100
1	TC1279-410A	600x100
		
		<b>Slotting tools (hand operated)</b>
1	TC1279-118	50x50
1	TC1279-51	100x100
		
		<b>Slotting tools (foot operated)</b>
1	TC1279-500KIT	100x100
		
		<b>Saw Kit</b>
1	TC1279-118-07	50x50
1	TC1279-MITRE	100x100
		

Pack	Cat.Nos			Elbows
				<b>Horizontal elbows (with cover)</b>
				Size
	30°	45°	90°	50x50
1	TC1279-77-30A	TC1279-77-45A	TC1279-77A	100x100
1	TC1279-47A	TC1279-31-45A	TC1279-31A	220x100
1	TC1279-45A	TC1279-29-45A	TC1279-29A	300x100
1		TC1279-304A	TC1279-387A	600x100
1		TC1279-414	TC1279-411A	
				
				<b>Vertical elbows up (with cover)</b>
				Size
1		TC1279-143-45A	TC1279-143A	50x50
1	TC1279-113-30A	TC1279-113-45A	TC1279-113A	100x100
1	TC1279-125-30A	TC1279-125-45A	TC1279-125A	220x100
1		TC1279-283A	TC1279-298KIT	300x100
				
				<b>Vertical elbows down (with cover)</b>
				Size
1	TC1279-87-30A	TC1279-87-45A	TC1279-87A	50x50
1	TC1279-111-30A	TC1279-111-45A	TC1279-111A	100x100
1	TC1279-123-30A	TC1279-123-45A	TC1279-123A	220x100
1		TC1279-285A	TC1279-193A	300x100
				










# Fiber Raceway

Pack	Cat.Nos	Tees, crosses and end caps		Pack	Cat.Nos	Reducers, support brackets and outlets	
		<b>Horizontal tees (with cover)</b>				<b>Reducers with cover</b>	
		Size				Size	
1	TC1279-75A	50x50		1	TC1279-91A	50x50 (50x50 - 100x100)	
1	TC1279-03A	100x100		1	TC1279-91A	100x100 (50x50 - 100x100)	
1	TC1279-01A	220x100		1	TC1279-281A	300x100 (300-220x100)	
1	TC1279-279A	300x100		1	TC1279-408	600x100 (300-600x100)	
1	TC1279-412	600x100					
		<b>Vertical tees (with cover)</b>				<b>Reducers with cover - left hand</b>	
1	TC1279-145A	50x50		1	TC1279-07A	220x100-100x100	
1	TC1279-63A	100x100					
1	TC1279-11A	220x100					
1	TC1279-277A(1)	300x100					
1							
		<b>Crosses (with cover)</b>				<b>Reducers with cover - right hand</b>	
1	TC1279-139A	50x50					
1	TC1279-71A	100x100		1	TC1279-127F	50x50	
1	TC1279-61A	220x100		1	TC1279-57D	100x100	
1	TC1279-300A	300x100					
1	TC1279-416	600x100					
		<b>Transforming crosses (with cover)</b>				<b>Duct end support brackets</b>	
1	TC1279-65A	100x100 to 220x100		1	TC1279-531ASL (50x50 down)	Compatible with 50 x50 to 600 x 100	
1	TC1279-331A	220x100 to 300x100					
1	TC1279-396A	300x100 to 100x100					
		<b>End caps slotted</b>				<b>Over-the-top outlets</b>	
1	TC1279-127	50x50		1	TC1279-307ASL (100x100 down)	50x50 100x100 220x100 300x100 600x100	
1	TC1279-57	100x100					
1	TC1279-56	220x100					
1	TC1279-435	600x100					
		<b>End caps slottless</b>				<b>Trumpet outlets</b>	
1	TC1279-251	100x100		1	TC1279-93A	50x50	
1	TC1279-252	220x100		1	TC1279-218A	100x100	
1	TC1279-288	300x100		1	TC1279-330A	220x100	
				1	TC1279-379A	300x100	

# Fiber Raceway

Pack	Cat.Nos		Pack	Cat.Nos	
1	TC1279-41KIT	<b>Drop-off solutions, high capacity duct outlets and tubes</b> <b>Drop-off solutions (see conduits 50mm)</b> Size Compatible with 50x50 to 600x100	1	TC1279-109KIT	<b>Brand adaptors</b> <b>ADC/Commscope</b> ADC 4" -100x100
			1	TC1279-473KIT	
1	TC1279-89KIT	<b>Drop-off solutions (see square conduits)</b> Compatible with 50x50 to 600x100	1	TC1279-472KIT	ADC 6" 100-100 LH
			1	TC1279-149KIT	ADC 6" 100-100 RH
1	TC1279-452A	<b>High capacity duct outlets without convoluted tube</b> 50x50	1	TC1279-150KIT	ADC 6" 220-100 LH
			1	TC1279-327KIT	ADC 6" 220-100 RH
1	TC1279-454A	Compatible with 100x100 to 600x100	1		ADC 12" 300-100
1	TC1279-452KIT	<b>High capacity duct outlets with convoluted tube</b> 100x100	1	TC1279-487KIT	<b>Panduit</b> 6" - 220x100 LH
			1	TC1279-486KIT	
1	TC1279-454KIT	220x100	1		<b>Suspension brackets</b> <b>Cabinet suspension kits</b> 50x50 100x100 220x100 300x100
1	TC1279-483A	<b>Cut-out jig</b>	1	TC1279-129KIT	
1	TC1279-26Y	<b>Conduits 50mm</b> 1m length	1	TC1279-14A	<b>C-clamp ceiling suspension kit</b> 50x50 100x100 220x100 300x100
			1	TC1279-13A	
1	TC1279-53Y	2m length	1	TC1279-297BKIT	
1	TC1279-85YEL	<b>Square tube 50x50</b> 350mm length	1	347279	<b>Ladder ceiling rack mounting kit</b> 100x100 220x100 300x100 600x100
			1	347280	
1	TC1279-85KIT	<b>Square tube 50x50 openable</b> 350mm length	1	347283	
			1	347283	
			1	TC1279-155KIT	<b>Ceiling suspension bracket</b> 100x100 220x100 300x100
			1	TC1279-155KIT	
			1	TC1279-370KIT	<b>Universal mounting hardware (duct mounting brackets)</b> 50x50 100x100 220x100 300x100 600x100
			1	TC1279-107KITA	
			1	TC1279-106KITA	
			1	TC1279-297AKIT	
			1	CLIP2-50	
			1	TC1279-16MH	
			1	TC1279-15MH	
			1	TC1279-297MH	
			1	TC1279-438KIT	

# Fiber Raceway

Pack	Cat.Nos	Mounting solutions	
1	TC1279-107KITA	<b>Ceiling suspension brackets</b> Consists of: 1 x Duct mounting bracket 100mm 1 x Straight bracket 2 x Threaded rod 12mm x 400mm 8 x Nuts 1 x Bolt 12mm x 13mm 9 x Washers	
1	TC1279-106KITA	Consists of: 1 x Duct mounting bracket 220mm 1 x Straight bracket 2 x Threaded rod 12mm x 400mm 8 x Nuts 1 x Bolt 12mm x 13mm 9 x Washers	
1	TC1279-297AKIT	Consists of: 1 x Duct mounting bracket 300mm 2 x 1/2" UNC Threaded rods, 1m long 8 x 1/2" hex. Nuts 8 washers	
1	TC1279-129AKIT	<b>Raised mounting kits</b> Consists of: 1 x Mounting plate 50mm 1x 2 part Hook & Loop adhesive 1 x Treaded rod 12mm x 400mm 4 x Nuts 4 x Washers	
1	TC1279-14A	Consists of: 1 x Duct mounting bracket 100mm 1 x Threaded rod 12mm x 400mm 3 x Nuts 3 x Washers 1 x Protective tube	
1	TC1279-13A	Consists of: 1 x Duct mounting bracket 220mm 1 x Threaded rod 12mm x 400mm 1 x Threaded rod 12mm x 400mm 3 x Nuts 3 x Washers 1 x Protective tube	
1	TC1279-297BKIT	Consists of: 1 x Duct mounting bracket 300mm 2 x Straight bracket 2 x Threaded rod 5/8" UNC x 300mm 8 x Nuts 5/8" and 2 x Nuts 1/2" 2 x Bolts 1/2" x 13mm 12 x Washers	
1	TC1279-155KIT (To be used with 100, 220 and 300mm)	<b>Ladder rack and Unistrut mounting kits</b> Consists of: 1 x Bracket 1 x Clamp bracket 2 x Washers, Nuts & Bolts	
1	TC1279-370KIT (To be used with 100, 220 and 300mm)	Consists of: Large ladder rack mounting kit	



## Protect

your equipment  
(including the data in  
it) against intrusion


Safe operation  
and detection  
of internal/external  
environmental events

## Ensure

the safety of people  
working in the Data  
Center



# SECURITY

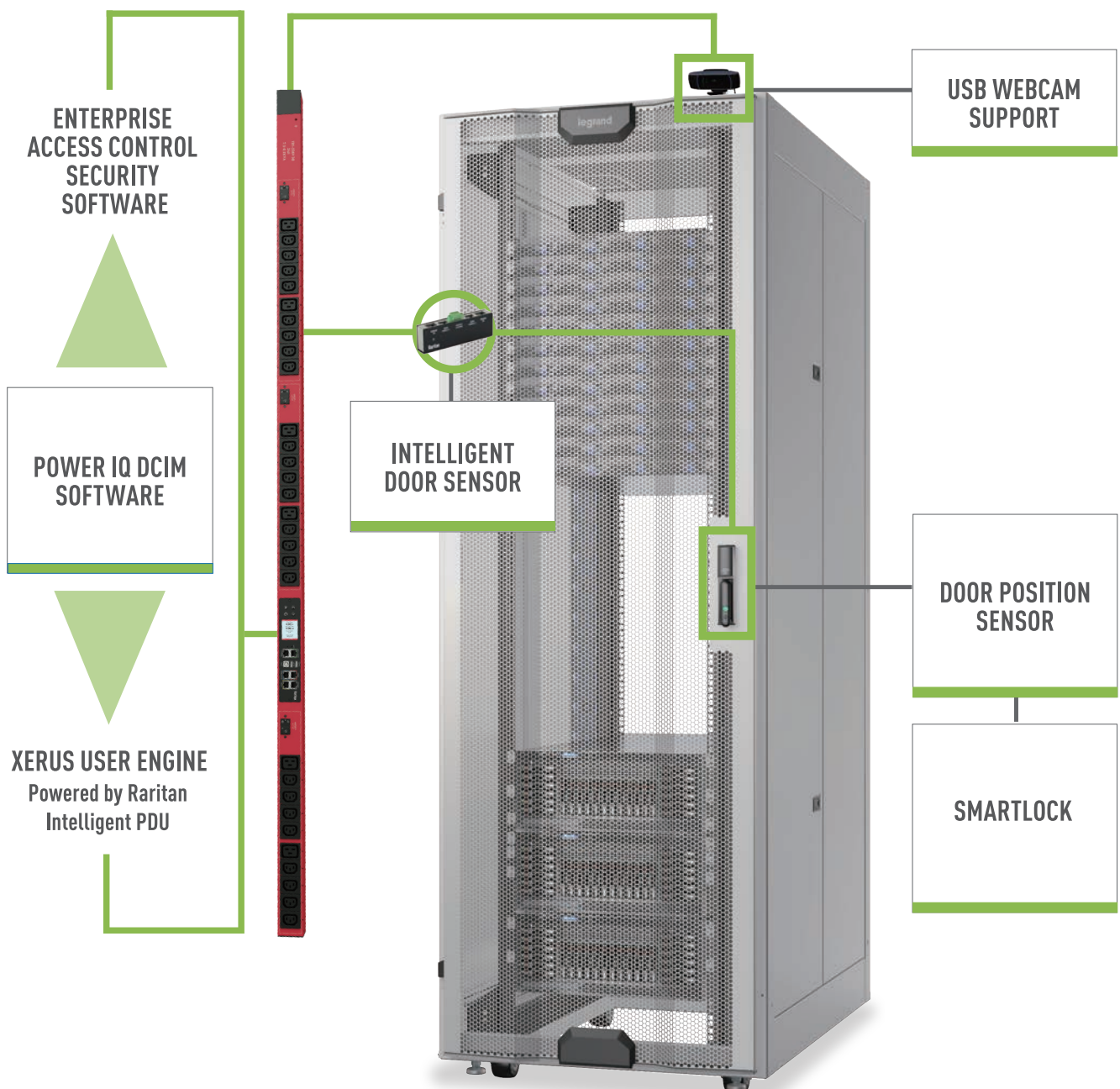


# SECURITY

## Data Center Security at Rack Level

Once inside the data centre, there are still several other layers of security to address. Which server rack door gets opened for who, what audits are in place, what type of door handle locking system is installed, what alerting and visual evidence is there in case someone does access a rack unauthorized? How am I notified when cabinet equipment gets removed and how do I get a visual view of its exact location?

### XERUS TECHNOLOGY PLATFORM



# Intelligent PDUs

**The Raritan PX family of high-quality,** intelligent rack power distribution units (iPDUs) offers real-time remote power monitoring of current (Amps), voltage (Volts), power (kVA, kW) and energy consumption (kWh) with +/- 1% billing-grade accuracy, even at the outlet level.

Raritan's PX intelligent rack PDU Series offers more than just power distribution—it's a launch pad for real-time remote power monitoring, environmental sensors, and data center infrastructure management.

## POWER MANAGEMENT - PX INTELLIGENT PDU



SECURITY

### Get the most out of your infrastructure

The Xerus Technology Platform is a combination of hardware and software technologies embedded in all Raritan power solutions. It helps maximize data centre efficiency by delivering military-grade security, high compute power, advanced alerting, and complete visibility into your power chain.







## Intelligent field replaceable controller

industrial-grade reliability, configurable firmware, disaster recovery support, and hot swap capability in the event of a malfunction.

## Dual network access

Infrastructure managers, co-location facility staff, or IT administrators can all see the same critical energy and environmental data provided by your PX, even if they're on different networks or VLANs.



## Full color chassis

Raritan's intelligent PDUs are available in multiple colors that help reduce errors, and make it easier to identify power feeds, and troubleshoot, thereby lowering the risk and duration of unplanned downtime.

## Built-in failover power

Using the expansion port available on some PX models, maintain network connectivity and power between two connected PDUs. Outage alerts lead to faster remediation, allowing you to maintain full control over the peripherals connected to your PDU and devices cascaded downstream.





## SECURELOCK™ POWER CORDS

The IEC outlets that securely hold plug due to vibration or human error. Raritan's intelligent rack PDUs are equipped with SecureLock outlets that lock when using SecureLock power cords to prevent accidental disconnects.

## SECURELOCK OUTLETS

Equipped with SecureLock outlets that lock when using SecureLock power cords to prevent accidental disconnects.



	1000 SERIES	2000 SERIES	4000 SERIES	5000 SERIES
Inlet Metering	●	●	●	●
Branch Circuit Metering	●	●	●	●
Circuit Breaker Alarming	●	●	●	●
Outlet Level Metering	N/A	N/A	●	●
Outlet Level Switching	N/A	●	N/A	●

We offer the broadest portfolio of Rack PDU configurations, with the most options for outlet metering.

Go to our PDU Selector site: <https://www.raritan.com/product-selector>

To select the Rack PDU that's right for you from 1,000+ unique Raritan models.



# SECURITY

## Caging

### Modular suite system

The modular suite addresses the requirement for a totally modular system that enables the effective and secure segregation of customers and equipment, while retaining unlimited scalability. A range of three panel widths allows limitless combinations, and the use of standard components makes rapid expansion a simple process. It is available as a standard with vented panels and a lock sliding door. Other locking options can be specified, catering to all levels of security requirements.

Additionally, the modular suite can be manufactured in your chosen corporate colour. It has been designed and only requires small number of components with our professional team to complete any installation very rapidly.

### Features

**Height:** 2.4 meters or customised height

**Panel widths:** 300mm, 600mm and 900mm

**Gap from floor base of panels:** 25mm

**Colours:**

Black/ white

**Standard vented panels or customised**

**Standard sliding door with lock device**

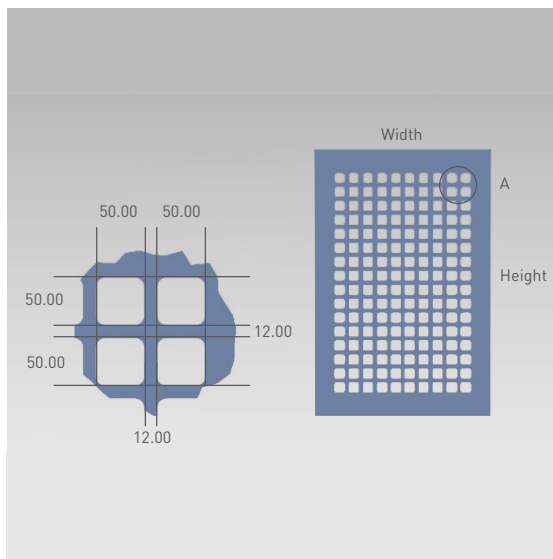
**Optional key and electronic locking systems**

**Rapid and professional installation**

**Modular design, easily expandable**



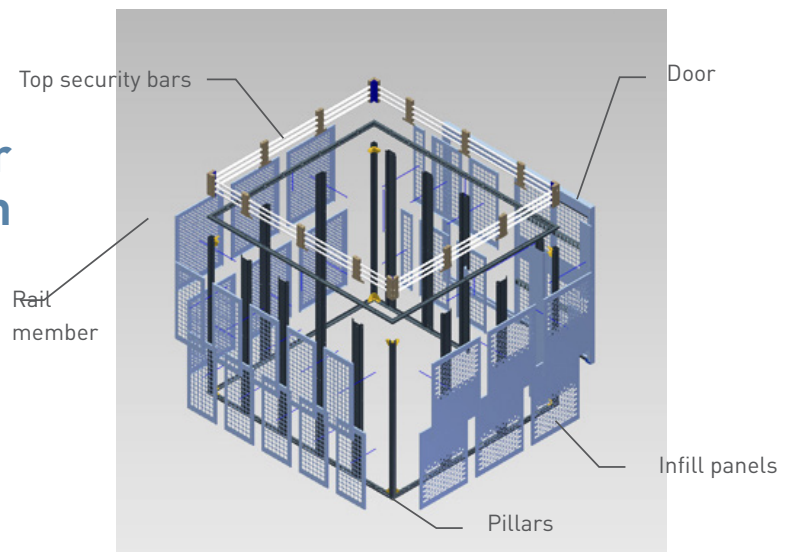
**For further information**  
Please refer to:  
<https://www.legrand.com.sg/product/racks-and-containments>



## Standard component for limitless combinations

Square hole pattern

## Modular solutions for installation



**Facilitates integration and maintenance**

# SECURITY

## Access Control

### Smartlock door access control

**Raritan's SmartLock** is an electronic door access and control system which provides an easy to deploy and economical networked locking solution for all types of data center enclosures. It is a cost-effective, universal solution that addresses evolving security requirements for IT applications and regulatory compliance from HIPAA, SOX, PCI DSS 3.2, or SSAE 16.

The SmartLock system is compatible with Raritan's PX intelligent PDUs and EMX which eliminates the need for expensive installation and a complete separate door locking system. To allow seamless crucial data delivery to DCIM and security software, the SmartLock system easily connects to the PX plug and play sensor.



### EASY TO DEPLOY / RETROFIT

Universal lock footprint, easy to retrofit in any existing rack door.

Pre-configured to be recognized by PDUs for rapid deployment across your entire data center.

### SMART CARD COMPATIBLE

Compatible with proximity card readers that use the following technologies: iClass(R), MIFARE(R), DESFire (R), HID(R) Prox, Tag-it(R) and I-Code (R).

The smart card data is also secured by using the AES-128 encryption algorithm.



ELECTRONIC DOOR  
HANDLE



XERUS  
FIRMWARE



INTELLIGENT DOOR  
SENSOR



POWER IQ  
DCIM SOFTWARE



PX INTELLIGENT  
RACK PDU



For further information


Please refer to:

<https://www.legrand.com.sg/>




**Scalable and Flexible**

**PX Intelligent PDUs  
Compatible**



**Real-time Sensing and  
Alerting**

**Network Controlled Access**



**Minimize the risk of downtime with  
reliable network infrastructure**



# SECURITY

## Future Ready Rack

### Racks not only organise IT equipment,

they provide standardised assemblies that make efficient use of space and security.

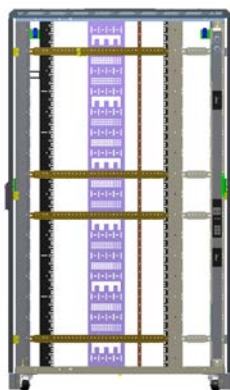
IT managers are no longer the only ones wanting to integrate the functions within the rack, Facility and Colocation managers are seeking for CCTV, Access Control and Physical Security options within the rack.

Legrand Future Ready Rack design allows customers to extend their investments in Rack Infrastructure for current and future needs.

### THIS IS DONE BY SUPPORTING:

- Different Rack PDU mounting options
- Concealed Cable Paths for SmartLock and Sensors
- Optional Pre-Installed Access Control and SmartLock from Factory
- Optional Pre-Installed Environmental Sensors
- Pre-Cut Panels for Future Environmental Sensors needs

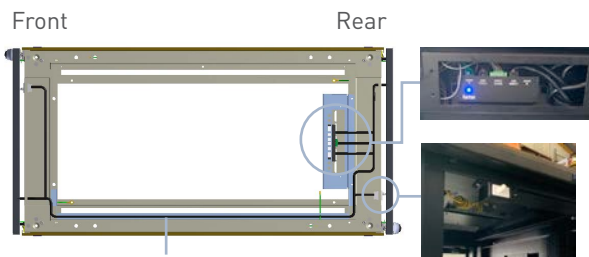
### The design



### Side View

- Space for mounting Rack PDU
- Up to Six in One Rack
- Accommodates LONG Rack PDU and Double Wide Rack PDU

### Top View




Concealed Cable Paths for SmartLock and Sensors

### Basic Future Ready Rack (EZ-KIT-SRC) come with:

- 1 x Smart Rack Controller
- 1M LCS3 UTP Cable

Future Ready Upgrade	Security Upgrade	
EZ-KIT-SRC	EZ-KIT-UPGD-S	EZ-KIT-UPGD-SC
1 x Smart Rack Controller with Dual Network, Dual Power and Sensor Connections supporting future Rack or Containment needs 1 x LCS3 UTP Cable to connect a sensor or integrate with another supported accessory	1 x Pair of Electronic Swing Handles with card reader 1 x Pair of door contact switches 1 x Door controller 2 x RFID access cards	1 x Smart Rack Controller with Dual Network, Dual Power and Sensor Connections 1 x Pair of Electronic Swing Handles with card reader 1 x Pair of door contact switches 1 x Door controller 2 x RFID access cards
Upgrade to EZ-KIT-UPGD-S and / or EZ-KIT-UPGD-ENV	Requires EZ-KIT-SRC or an existing Legrand, Raritan or Servitech Programmable Rack PDU running Xerus, Can upgrade to EZ-KIT-UPGD-ENV	Can upgrade to EZ-KIT-UPGD-ENV
Environmental Monitoring Upgrade		
EZ-KIT-UPGD-ENV		
1 x Temperature Sensor 1 x Humidity Sensor 1 x LCS3 UTP Cable to connect sensors		
Multiple EZ-KIT-UPGD-ENV can be connected to one EZ-KIT-SRC or EZ-KIT-UPGD-SC		



## SmartLock Basic


### Easy introduction to rack access control

The SmartLock Basic provides the best value for entry level access and control requirements. The standard lock and modular card reader makes this solution ideal for data centers with a smaller footprint.

## SmartLock Standard

### A perfect fit for your enterprise security standards

The SmartLock Standard is the ideal option for people that require a higher level of security but still want a solution that can be easily integrated into their existing IT infrastructure.



## SmartLock Advanced

### Versatile and scalable access control

The SmartLock Advanced is the ultimate solution for data centers that require the most secure environment. This option was built to handle future growth demands and security requirements.

## Intelligent Door Sensor

Native support for Weigand protocol

Third party handle/reader capable

Serial interface for future upgrades

Compatible with PowerIQ DCIM Software



**For further information**

Please refer to:

<https://www.raritan.com/products/power/rack-management/smartlock-door-access-control>

# SECURITY

## Servers Remote Management KVM-OVER-IP-SWITCH

### Dominion® KX III

#### Enterprise IP KVM Switch

The Dominion KX III is Raritan's flagship, enterprise-class KVM-over-IP switch that provides 1, 2, 4 or 8 users with BIOS-level, remote management of 8, 16, 32 or 64 servers in a single switch.

With industry leading video performance, security, and reliability, the Dominion KX III outperforms the competition. With standard features such as DVI/HDMI/DisplayPort digital video, VGA analog video, virtual media, audio, smart card/CAC, and mobile access, the Dominion KX III is suitable for both general computer and dynamic broadcast applications.

Available as hardware, VMware or Hyper-V appliances.



### Features

**BIOS Level Remote Access and Control**

**Blazing, High Performance Audio and Video**

**Java-Free KVM with Virtual Media**

**Military Grade Security**

**Two-Factor Authentication**

**Up to 8 True Serial Ports**

**Remote Power Control**

**Redundancy for Reliability**

**Remote Power Control**

**CommandCenter Management**

### ACCESSORIES

#### User Station



The Dominion® KX III User Station is a standalone appliance for high performance IP access to servers connected to Dominion® KX III switches.

#### Dominion® Serial Access Modules



The two and four port DSAM modules provide true, Java-Free serial access to devices such as LAN switches, routers and Linux/Unix servers.



**For further information**

Please refer to:

<https://www.raritan.com/>



## MasterConsole® DIGITAL Cat5 Analog/Digital KVM Switch

Cat5 KVM switches for small to midsize (SMB) IT environments. Ideal for performing system maintenance, administration, and troubleshooting, Master Console Digital supports the latest digital video interfaces and analog video, along with stereo audio.

## MasterConsole® Digital LED Integrated KVM Switch

LCD console drawers with integrated KVM switch for small to midsize (SMB) IT environments. The product features a 17" LCD drawer with an integrated KVM switch. The digital KVM interface supports VGA, DVI, HDMI, DisplayPort video and stereo audio.



## LED-Backlit LCD Console Drawer Rackmount Console Drawers

Integrated, 1U console drawers for at-the-rack access of servers and KVM switches in data centers, server rooms, and other space critical environments. 17" and 19" units provide convenient and powerful access and control.

**System maintenance, administration,  
and troubleshooting**

# SECURITY

## Centralized Management (CC-SG)

### Raritan's CommandCenter Secure Gateway (CC-SG)

provides IT and lab organizations with secure and consolidated access and power control of all technology platforms at the application, operating system or BIOS level.

CC-SG's single pane of glass helps simplify remote management and expedite troubleshooting of physical and virtual servers, intelligent PDUs, and serial devices.

Available as hardware, VMware or Hyper-V appliances.



### Features

Single point of access to physical servers (including blade systems and PCs), virtual machines and VMware® infrastructures

Flexible client options for convenient server access and management of servers and PDUs from an iPhone or iPad

Centralized authentication, authorization and logging

Intuitive menus and easy reporting - everything from usage and auditing to assets and nodes

Centralized, role-based, user access policy management

Robust security features

High availability and redundancy



For further information

Please refer to:

<https://www.raritan.com/>





## Out-of-Band KVM and Serial Access



### Raritan Dominion Solutions

KX III, SX II, KSX II, KX2-101-V2 Rackmount and blade servers Network and serial devices  
Raritan and Servertech Intelligent PDUs

## Remote Power Control



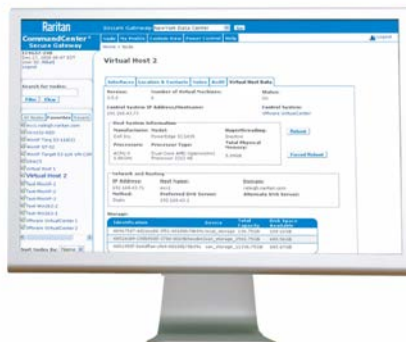
### Power IQ Integration

Power Control of Raritan PX, PX2 & PX3 and Servertech CDU1 and PRO2  
PIQ Monitoring Software Integration

## Virtual Machines



### VMware



## In-Band Data Center Access Solutions



### IP Tools

RDP  
VNC  
SSH  
Telnet  
Web Browser

### Service Processors

iLO  
DRAC  
RSA  
IPMI  
IMM

# CommandCenter Secure Gateway Secure, Centralized Data Center Management

# SECURITY

## Serial Console (SX II)

### The Dominion SX II is Raritan's next-generation Serial Console Server

(Terminal Server) that provides IT and network administrators secure IP access and control of serial devices, anytime, anywhere. The new SX II is the most powerful, secure, reliable, easy-to-use serial-over-IP device on the market. SX II provides convenient access to networking devices, servers, PDUs, telecommunications and other serial devices.



### Powerful hardware platform for high performance serial access

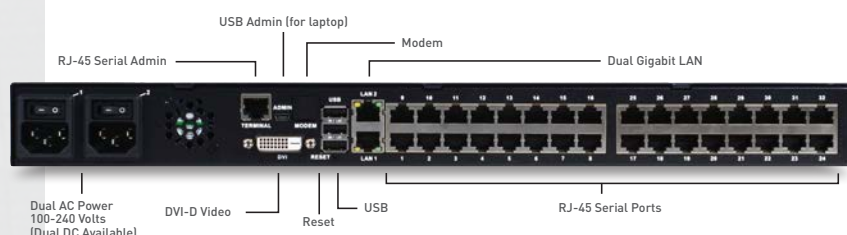
- Powerful 1GHz CPU engine
- Flash memory, up to 8 GB, for storage and logging
- Dual power supplies and dual gigabit Ethernet LAN ports, with automatic failover
- 4, 8, 16, 32 and 48 port 1U secure appliances (optional telephone modem)

### Serial-Over-IP Access

Complete CLI access and management via SSH, Telnet and web-browser, with convenient direct port access methods. Two script-based automatic configuration methods (TFTP server and USB stick) are available for fast installation and configuration changes. Scales to thousands of devices with Raritan's CommandCenter Secure Gateway.

### Broad serial device support

Enjoy comprehensive serial device access to a wide range of equipment. Support for operating speeds of 1,200 to 230,400 bps with flexible, per-port serial options.



### FULL CLI-BASED CONFIGURATION AND AUTO-CONFIGURATION

The SX II offers complete CLI access and management via SSH, Telnet and web-browser, with convenient direct port access methods. Two script-based automatic configuration methods (TFTP server and USB stick) are available for fast installation and configuration changes. Automatic port naming based on hostname.



For further information

Please refer to:

<https://www.raritan.com/>





## Secure IP access Military grade security

Achieve military-grade security levels, including: strong AES and certified FIPS 140-2 encryption, LDAP/RADIUS/Active Directory authentication, and dual stack IPv4 and IPv6 networking.

## Automatic DTE/ DCE serial port detection

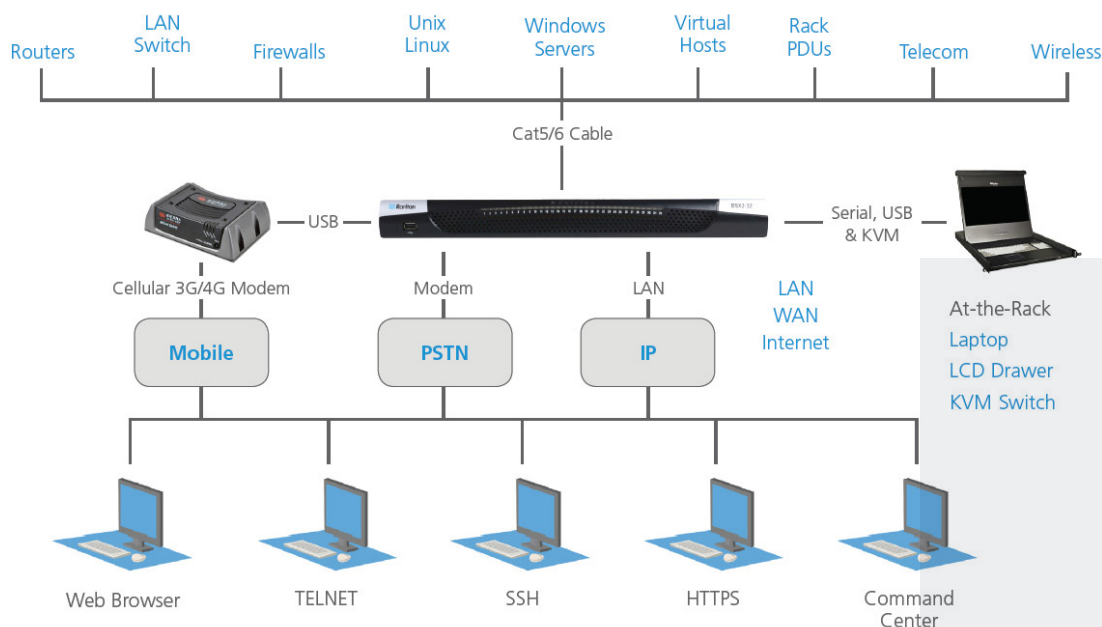
For fast installations, the SX II supports straight Cat5 connections to Cisco and other compatible RJ-45 devices, without rollover cables. The SX II can also directly replace the first generation SX with compatible serial device connections.



## Innovative At-the-rack Access


With the Dominion SX II, you get multiple types of local access at-the-rack. This includes: (1) Traditional RJ45 serial port, (2) Mini-USB port for laptop connection, and a (3) DVI & USB-based KVM console for connection to a rackmount keyboard tray, or even a KVM switch.

### DOMINION SX II OFFERS MULTIPLE FORMS OF SERIAL-OVER-IP ACCESS



# More information?

For detailed product information, refer to the complete range of brochures & websites below



## Legrand Singapore website:

[www.legrand.com.sg](http://www.legrand.com.sg)  
[www.datacenter.legrand.com](http://www.datacenter.legrand.com)  
[www.ups.legrand.com](http://www.ups.legrand.com)  
[www.raritan.com](http://www.raritan.com)  
[www.servertech.com](http://www.servertech.com)  
[www.starlinepower.com](http://www.starlinepower.com)









## FOLLOW US



[www.legrand.com.sg](http://www.legrand.com.sg)



[www.facebook.com/legrandsingapore](https://www.facebook.com/legrandsingapore)



[www.linkedin.com/company/legrand-s-pte-ltd](https://www.linkedin.com/company/legrand-s-pte-ltd)



### **Singapore**

17 Neythal Road,  
Singapore 628582

☎ : +65 6416 1660

Fax: +65 6416 1580

[www.Legrand.com.sg](http://www.Legrand.com.sg)